



# **MATHEMATICS PRIMER**

## **Activity Book**

**Grade  
KG**



**Progressive Education Network**

172-A, Ahmed Block, New Garden Town, Lahore

Ph; 042-35842554, 35847711

Email: [info@pen.org.pk](mailto:info@pen.org.pk)

Date: \_\_\_\_\_

Day: \_\_\_\_\_

## CONTENT

Sr.No.	Topics	Page No.	Sr.No.	Topics	Page No.	Sr.No.	Topics	Page No.
1.	First day at school	1.	24.	Thick and Thin	25-26.	47.	Number "7"	67-70.
2.	My Belongings	2.	25.	Find the Way	27.	48.	Shape (Rectangle)	71-72.
3.	How Can We be Kind to Others?	3.	26.	Long and Short	28-29.	49.	Number "8"	73-75.
4.	I Take Initiatives!	4.	27.	Tall, Taller, Tallest	30.	50.	Half and Full	76-77.
5.	My Protection	5.	28.	Heavy and Light	31-32.	51.	Number "9"	78-80.
6.	Problem Solving	6.	29.	Heaviest and Lightest	33.	52.	Number "0"	81-83.
7.	Equality and Inclusion	7.	30.	Shape (Circle)	34-35.	53.	Number "10"	84-86.
8.	Trace and Colour	8.	31.	Number "1"	36-38.	54.	Reinforcement of Shapes	87.
9.	Red Colour	9.	32.	Number "2"	39-41.	55.	Number Revision	88.
10.	Blue Colour	10.	33.	Number "3"	42-44.	56.	Fill in the blanks (1-10)	89.
11.	Yellow Colour	11.	34.	Shape (Triangle)	45-46.	57.	Poem	90.
12.	Complete the shape	12.	35.	Find the Way	47.	58.	Friends of 10	91.
13.	Poem	13.	36.	Shape "Square"	48-49.	59.	Counting from 1 to 10	92.
14.	Green Colour	14.	37.	Shape "4"	50-52.	60.	Number "11"	93.
15.	Make a Tree	15.	38.	Wide and Narrow	53.	61.	Number "12"	94.
16.	Purple Colour, Orange Colour	16.	39.	Number "5"	54-56.	62.	Number "13"	95.
17.	Black Colour, Pink Colour	17.	40.	Match the animal with halves	57.	63.	Number "14"	96.
18.	Big and Small	18-19.	41.	Number Revision	58.	64.	Number "15"	97.
19.	Big, Bigger, Biggest	20.	42.	Backward Counting 5-1	59.	65.	Numbers Revision	98.
20.	Small, Smaller, Smallest	21.	43.	Count and Match	60.	66.	Fill in the blanks 1 to 15	99.
21.	Biggest and Smallest	22.	44.	Number "6"	61-63.	67.	Count and Match	100.
22.	Odd One Out	23.	45.	Shape "Oval"	64-65.	68.	Number "16"	101.
23.	Patterns	24.	46.	Hard and Soft	66-67.	69.	Number "17"	102.

Date: \_\_\_\_\_

Day: \_\_\_\_\_

Sr.No.	Topics	Page No.	Sr.No.	Topics	Page No.	Sr.No.	Topics	Page No.
70.	Number "18"	103.	87.	Numbers "37, 38, 39"	121.	104.	Left and Right	142.
71.	Number "19"	104.	88.	Number "40"	122.	105.	Position	143.
72.	Number "20"	105.	89.	Numbers Revision	123.	106.	Quantity	144.
73.	Number Revision	106.	90.	3-D Shapes	124.	107.	Join the dots from 1-50	145.
74.	Join the dots from 1 to 20	107.	91.	Numers "41, 42, 43"	125.	108.	Ordinal Numbers	146.
75.	Fill in the boxes 0 to 20	108.	92.	Numbers "44, 45, 46"	126.	109.	Day and Night	147.
76.	Numbers "21, 22, 23"	109.	93.	What Comes After	127.	110.	Time	148.
77.	Numbers "24, 25, 26"	110.	94.	Numers "47, 48, 49"	128.	111.	Tell the Time	149.
78.	Measurement	111-112.	95.	Number "50"	129.	112.	Some and All	150.
79.	What comes before	113.	96.	Fill in the boxes 21-50	130.	113.	Word Problems	151.
80.	Numbers "27, 28, 29"	114.	97.	What comes in between	131.	114.	Numbers Revision	152.
81.	Number "30"	115.	98.	More and Less	132-133.	115.	Celendar	153.
82.	Count and Write the Numbers	116.	99.	Add one more	134.			
83.	Numbers "31, 32, 33"	117.	100.	Addition	135-136.			
84.	Numbers "34, 35, 36"	118.	101.	Take one away	137.			
85.	Few and Many	119.	102.	Subtraction	138-139.			
86.	Few, Many, Equal	120.	103.	Money	140-141.			

Date: \_\_\_\_\_

Day: \_\_\_\_\_




## First Day at School



1. Students will introduce each other to their class fellows by greeting them, etc.  
*(Asalamualikum! My name is Ali or Asalamualikum! My name is Sara).*
2. Student will sit in groups, and start the morning circle time-about sharing the date, day and asking about the weather , etc. *(today is 10<sup>th</sup> January 2022- today the day is Monday- and the weather is Cold).*
3. They will sing poems, and share their ideas of how they were feeling on their first day at school, etc. *(I am scared, I am happy, I am sad, I want to cry).*
4. Students will share their first day at school with their parents, etc. *(My teacher name is Alina; my friend name is Ayesha/ Ahmed).*

### Activity # 1:

	<b>VISA VALID FOR CLASS KG</b>
	Name: _____
	Date of Birth: _____
	Father: _____
	_____
	I am _____ years old.
	Teacher Name: _____
	_____
	My Favorite color: _____

### MY SCHOOL PASSPORT




# My Belongings

Student will learn how to take care of their things, to remain careful and stay humble always in life.


## Activity # 2:

1. Students will name what they have in their bag?



Below is the picture of Ayesha and Ali's room: can you name the objects in their room.





# How Can We Be Kind To Other?

- Being happy for others
- Using good manners
- Listening to others
- Working together
- Offering help
- Saying nice things to others
- Smiling
- Encouraging others
- Taking care of others



## Be Kind

Date: \_\_\_\_\_


Day: \_\_\_\_\_

**Meaning of Kindness:** Kindness is defined as the quality of being friendly, generous, and considerate.

The student will learn about manners, as they are essential and help us how to behave in the society.

### Activity # 3:

Color the Circle with “Green” for Good Manners and “Red” for Bad Manners



What you will do when you see an old man crossing the road? Tick One.

Ignore/Help

**I Take Initiatives!**

**I CAN DO  
BETTER**

**I TRY TO  
DO MY OWN  
WORK**

**IT IS FINE TO  
MAKE  
MISTAKES**

**MY EFFORT  
MAKE A  
DIFFERENCE**

**I ALWAYS  
TRY TO  
LEARN**

**I TRY  
AGAIN AND  
AGAIN**



Date: \_\_\_\_\_

Day: \_\_\_\_\_

**Meaning:** The ability to assess and initiate things independently.

Students will learn how to do things on their own, which will build self-confidence in them

### **Activity # 4:**

- **For 14<sup>th</sup> August Celebration in school, what activity you will choose for yourself, circle anyone.**



- 1. Give speech**
- 2. Perform a tablu show**
- 3. Sing National Anthem**

- **Your mother is not feeling well, and she is working in the kitchen, what you will do circle one option.**



- 1. I will play with my friends**
- 2. Help my mother**
- 3. I will watch television**

- **Your Community is facing Covid-19 challenges, tick any two options you are following:**

1. I am properly following the SOPs.
2. I get my family vaccinated.
3. It is not my concern.
4. I use a mask where ever I go.

Date: \_\_\_\_\_

Day: \_\_\_\_\_

# My Protection

Do not take anything from strangers



Tell an adult about the incident



Do not be afraid of threats



Talk about it



Shout out for help on indecent behavior



Express your feelings



Walk away from there



Draw a picture about it



## My Protection

### Activity # 5:











*Do you know?*

**Good Touch:** when someone touches you and it makes you feel safe, secure, happy and cared for.

**Bad Touch:** when someone touches your private body parts and it makes you feel sad, uncomfortable, and scared.

- Write G for “Good Touch” and B for “Bad Touch” under the following pictures.

 _____	 _____	 _____	 _____
 _____	 _____	 _____	 _____


Date: \_\_\_\_\_

Day: \_\_\_\_\_

- **Color in the parts of the body that are okay to touch with “Green”, and that is not okay to touch with “Red”.**
- **What you will do when you feel unsafe touching? circle them;**



**CRY**



**SHOUT**



**KEEP QUIET**



**TELL MY MAMA**



**HIDE MYSELF**



**SAY NO**

**Can you write any other way to escape from this situation?**

\_\_\_\_\_

Date: \_\_\_\_\_

Day: \_\_\_\_\_

# Problem Solving

## IF YOU HAVE A PROBLEM:

Take a nap



Pray



Talk about happy things



Read a book



Tell an elder about the problem you are facing



Count to ten



Take exercise



Play with toys






## Problem Solving

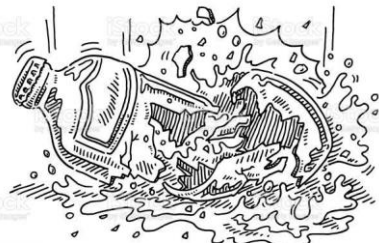
Students will learn how to solve daily life issues on their own.  
They would be able to think, observe and analyze situations.

### Activity # 6:


- **What you will do when you face these problems? Circle it.**



1. If a ball gets stuck in the tree?
  - Get a stick.
  - Wait for someone to come.



2. When you break glass?
  - Tell my mom.
  - Hide myself under table.



3. When your shirt gets dirty?
  - Get it clean.
  - Put it in the basket.



4. When your friend is crying?
  - I will ignore him.
  - I will help him.

## EQUALITY AND INCLUSION

1)

Do not discriminate on the basis of

Color and religion.

Take care of all your friends and

Do not forget to include special friends

(differently-abled) in all activities.

2)

The rich and the poor are equal.

Respect everyone.

Give respect to all elders and children.

Boys and girls should have

Equal learning opportunities.

3)

Show respect to the people who are

Serving you/working for you.





## Equality and Inclusion

### SLOs:

Students will learn that each individual is unique, and how to accommodate their needs properly.

### حاصلاتِ تعلم:

طلبہ سیکھیں گے کہ ہر فرد منفرد ہے، اور انکی ضروریات کو کیسے پورا کیا جاسکتا ہے۔

### Activity # 7:

- Read these examples and tell whether they are fair or unfair. Write Yes or No to support your answer.




Sharing a candy bar and cutting it evenly.



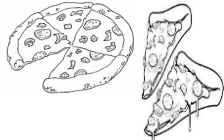
Getting an "A", because you copied someone's paper.



Admitting that you lied to your parents.



A girl cheats in a game.



Your father gives you 2 slices of pizza and your elder brother 4 slices of pizza.



My classmate is not allowed to play with us because he is in a wheelchair.



Kids made food with equal ingredients.



Mama bought the same toy for me and my brother.



## Trace and Color

### SLOs:

Students learn about aquatic life.

Aquatic life means all the animals living under the sea.

Students will learn the spellings of different aquatic life species.

### حاصلاتِ تعلم:


طلبہ سمندری زندگی کے بارے میں جانیں گے۔ جیسے

سمندری زندگی سے مراد وہ تمام جانور ہیں جو سمندر میں موجود ہیں۔

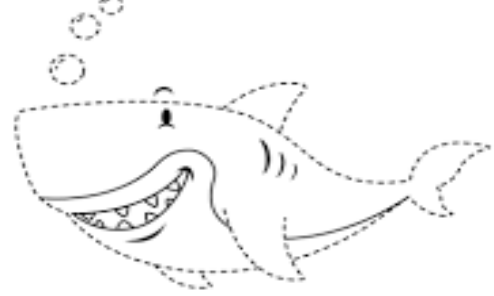
طلبہ اس سرگرمی سے چند آبی جانوروں کے نام بھی سیکھیں گے۔

### Activity # 8:


- Trace the following aquatic life species and learn their spellings.




W H A L E




S H A R K



D O L P H I N



G O L D F I S H



# Red Colour

## SLOs

Students learn about Primary Colors.

Primary colors are group of colors from which all other colors can be obtained by mixing.

They can also be written as RYB: Red, Yellow, and Blue.

حاصلاتِ تعلم:

طلبہ بنیادی رنگوں کے بارے میں جانیں گے۔

بنیادی رنگ وہ رنگوں کا مجموعہ ہے جس کو ملا کر کوئی بھی رنگ بنایا جاسکتا ہے۔

## Activity # 9:

- Color the balloons Red.



Red

Red is a stop sign.

Red is a rose.

Red is an apple,





And a funny clown's nose.



Date: \_\_\_\_\_

Day: \_\_\_\_\_

- **Color the pictures that are Red.**



- **Fill the box with Red dots.**



- **Learn Spellings of**

red

# BLUE COLOUR




### Trace and Colour

A tracing activity with two illustrations. On the left is a dinosaur with a dotted line for its body and numbered dots (1-20) for its tail, intended for tracing. On the right is a smiling recycling bin with a recycling symbol on its front and a waving hand.

### Draw any blue object


A large, empty rounded rectangular box provided for the student to draw any blue object.



# Blue Colour


## Activity # 10:

- Color the garland blue.



## Poem

Blue is the ocean.



Blue is the sky.



Blue are the blueberries,



I put into pie.




- Paste a Blue color square. (Use glaze paper or you can also draw).


Progressive Education Network

- Draw any object that is blue.

# YELLOW COLOUR




Colour



Draw any yellow object

Date: \_\_\_\_\_

Day: \_\_\_\_\_



# Yellow Colour

## Activity # 11:

- Paste Yellow paper balls in the bee hive and Colour the bees.



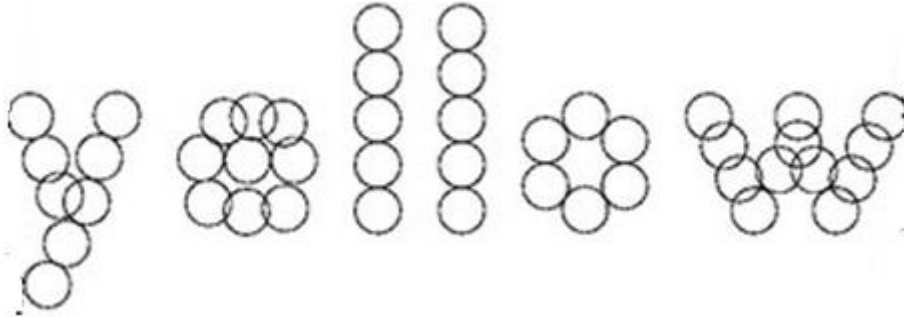
Date: \_\_\_\_\_

Day: \_\_\_\_\_


- Write your name with Yellow Color.

\_\_\_\_\_.

- Color the spellings of yellow.




- Circle the letters Yellow and color the picture.



Date: \_\_\_\_\_

Day: \_\_\_\_\_



## Complete the Shape

### SLOs

Student will learn how to follow the pattern.

They will also learn about sunflower.


حاصلاتِ تعلم

طلبہ خاکے کی مدد سے تصویر کو مکمل کرنا سیکھیں گے۔


اس کے علاوہ وہ سورج مکھی کے بارے میں بھی جانیں گے۔

### Activity # 12:

- Trace and complete the picture.




work



**Do you know?**  
-the movement  
of sunflower'  
follows the sun.

Date: \_\_\_\_\_

Day: \_\_\_\_\_



## Poem: Rainbow

### SLOs

Student will learn about colors in Rainbow.

حاصلاتِ تعلم

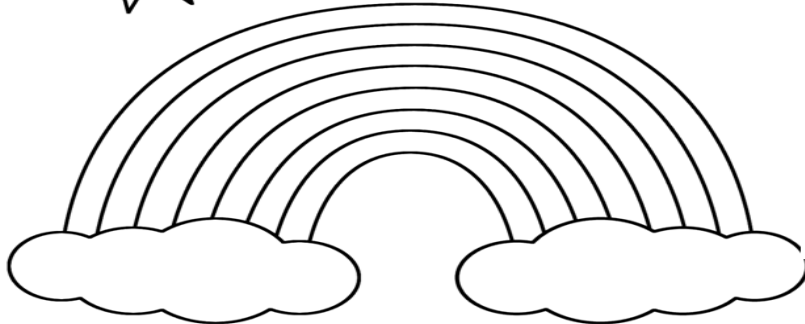

طلبہ قوس قزح میں موجود رنگوں کے بارے میں جانیں گے۔

### Activity # 13:

- Sing a rainbow song, and color the rainbow.




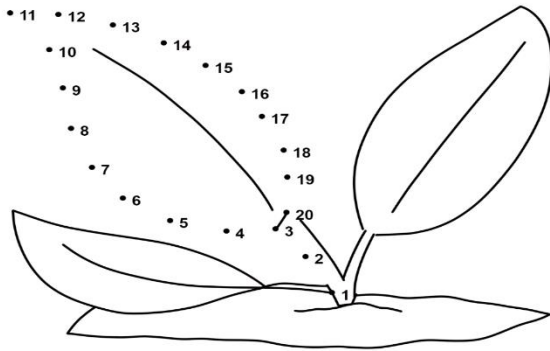
Rainbow, rainbow, on my way,  
The red apple is on the tray,  
Rainbow, rainbow, is it true?  
The sky we see is really blue,  
Rainbow, rainbow, is three link  
The flower in the vase is pink.  
Rainbow, rainbow, see the turtle,  
The dress I am wearing is purple.  
Rainbow, rainbow, the duck is yellow,  
I want to play with my class fellow.  
Rainbow, rainbow, the ground is clean,  
I like the grass that is green.  
Rainbow, rainbow, I like to eat,  
Oranges that are very sweet.  
Rainbow, rainbow, see the bird,  
It is black, so I have heard.



# GREEN COLOUR



## Trace and Colour




Progressive Education Network

## Draw any green object

Date: \_\_\_\_\_

Day: \_\_\_\_\_



# Green Colour


## SLOs

Student will learn about Secondary Colors.

Secondary colors mean, colours made by mixing of two primary colours in given color space.

## Activity # 14:

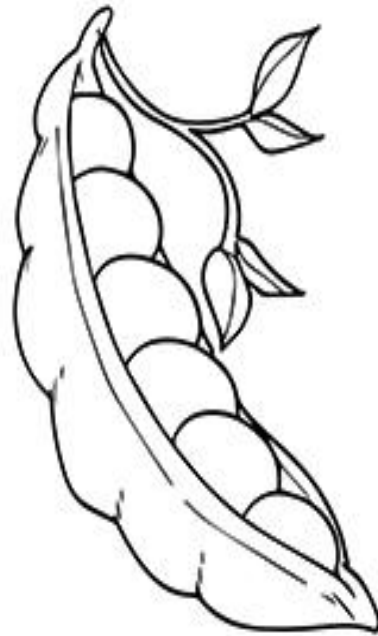

- Color the umbrella Green.



- Paste the coriander.



- **Color these images Green.**



- **Trace the spelling with color green.**

green

Date: \_\_\_\_\_

Day: \_\_\_\_\_



## Make a Tree

### SLOs


Students will access the importance of plantation.

حاصلاتِ تعلم

طلبہ شجر کاری کی اہمیت اور اس کی ترتیب جانیں گے۔

### Activity # 15:

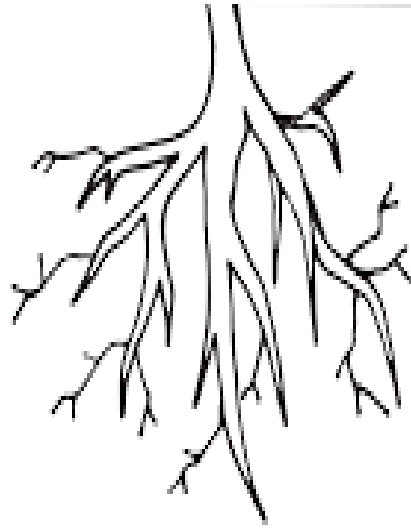
- Complete the picture of the Tree.



• **Read and Colour.**



Color the seed Yellow



Color the roots Brown




Color the leafs Green




Colour the flower Pink

# PURPLE COLOUR




**Trace & Colour**



Progressive Education Network

Date: \_\_\_\_\_

Day: \_\_\_\_\_



# Purple Colour

## SLOs

Students will learn about Secondary Color.

Secondary colors mean, colours made by mixing of two primary colours in given color space.

حاصلاتِ تعلم

طلبہ اس سرگرمی کی مدد سے ثانوی رنگوں کے بارے میں جانیں گے۔  
ثانوی رنگ وہ رنگوں کا مجموعہ ہے جو دو بنیادی رنگوں سے بنتا ہے۔

## Activity # 16:

### Sing along to Purple Song.

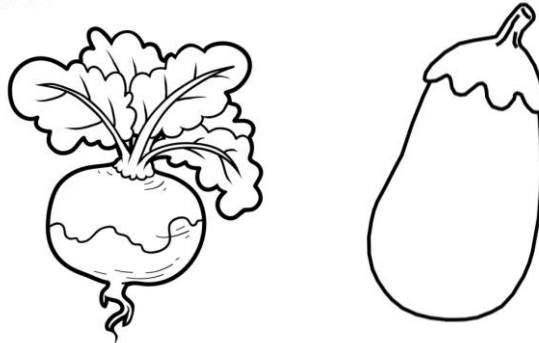
*Little Jack Horner sat in the corner,  
eating a Christmas pie;*

*He put in his thumb, and pulled out a plum,  
and said, "What a good boy am I!"*

- Fill the alphabets with purple glitter.

# Purple

- Color given items Purple.



on Network

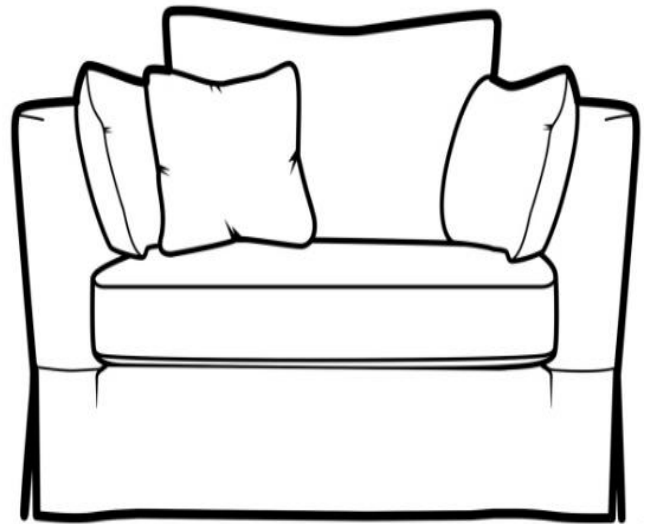
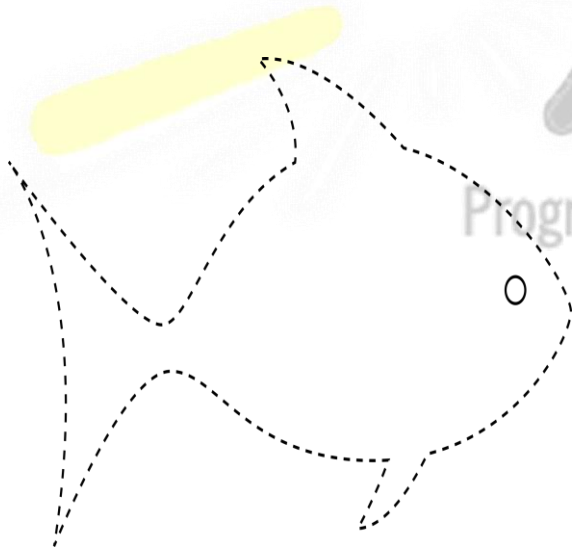
- Trace the spelling with Purple color.


purple

# ORANGE COLOUR



## Trace & Colour





# Orange Colour


## Activity # 17:

- Sing this poem.

Peter, Peter pumpkin eater,  
Had a wife and couldn't keep her!  
He put her in a pumpkin shell,  
And there he kept her very well!



- Color the pictures Orange.



n Network



- Trace the spelling with Orange Color.


orange

# BLACK COLOUR



## Trace & Colour





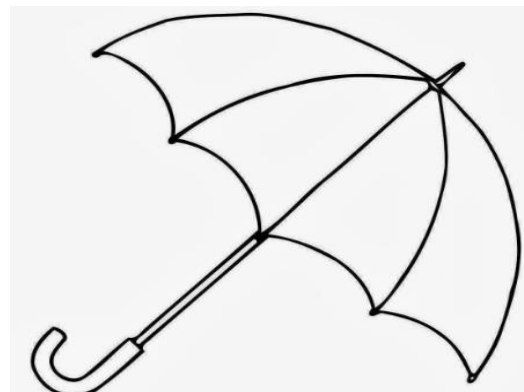




# Black Colour

## Activity # 18:

### **Sing the Poem.**

*Red, red, red, touch your head.  
Blue, blue, blue, tie your shoe.  
Brown, brown, brown, touch the ground.  
White, white, white, take a bite.  
Black, black, black, touch your back.  
Purple, purple, purple, draw a circle.  
Pink, pink, pink, give a wink.  
Gray, gray, gray, shout hurray!*



- **Color the pictures that are Black.**




# PINK COLOUR



## Trace & Colour





# Pink Colour

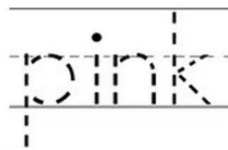
## Activity # 19:


- Color and Match the pictures.

**Pink**

Progressi in Network

- Trace the spelling with Pink Color.





## Big and Small

### SLOs

Students will be able to learn how to classify an object with its quality.

حاصلاتِ تعلم


طلبہ اس سرگرمی سے چیزوں کے معیار کی درجہ بندی کرنا سیکھیں گے۔

### Activity # 20:


- Circle the correct picture.





Big




Small



Small




Big



Big



Small

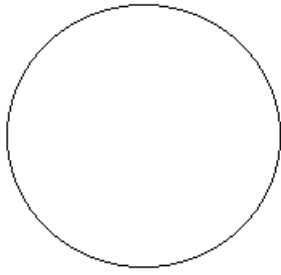


Date: \_\_\_\_\_

Day: \_\_\_\_\_

• **Draw and Color.**

Draw a Small circle



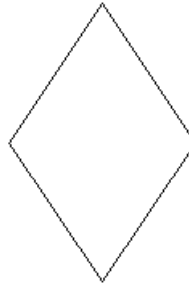
Draw a Big square






Draw a Big Star




Draw a Small diamond



• **Match the picture with their small or big image.**





## Big, Bigger, Biggest

### SLOs


Students will get to sort the items that are big according to this single property.


حاصلاتِ تعلم

طلبہ اس سرگرمی سے بڑی اور چھوٹی اشیائیں فرق کرنا جائیں گے۔

### Activity # 21:

- Circle the biggest object in each row.





# Small, Smaller, Smallest

## Activity # 22:

- Draw the picture under the instructions.

Small Cupcake

Draw a smaller cupcake



Small Ice cream

Draw a smaller ice cream



- Match each word to the correct size.

Small

Smaller

Smallest

Small

Smaller

Smallest



Small




Smaller

Smallest

Small


Smaller

Smallest



Date: \_\_\_\_\_

Day: \_\_\_\_\_



## Biggest and Smallest

### SLOs



Students will get to compare between objects based on their size.

حاصلاتِ تعلم

طلبہ اس سرگرمی سے چیزوں کا ان کے سائز کی بنیاد پر موازنہ کرنا سیکھیں گے۔


### Activity # 23:

- Color the biggest picture and circle the smallest picture you can see below.



Date: \_\_\_\_\_

Day: \_\_\_\_\_



# Odd One Out

## SLOs

Students will learn to classify objects through thinking and observation.



حاصلاتِ تعلم

طلبہ سوچ اور مشاہدے کے ذریعے چیزوں کی درجہ بندی کرنا سیکھیں گے۔

## Activity # 24


- Encircle the odd one out in each row.

Encircle the odd one out in each circle.



Date: \_\_\_\_\_

Day: \_\_\_\_\_



# Patterns

## SLOs

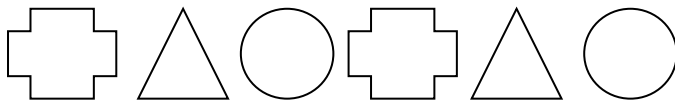
Students will learn different shapes & their basic difference.

حاصلاتِ تعلم

طلبہ اس سرگرمی سے مختلف اشکال کی پہچان اور ان کا بنیادی فرق سیکھیں گے۔


## Activity # 25:

- What comes next?



Date: \_\_\_\_\_

Day: \_\_\_\_\_



# Thick and Thin

## SLOs

Students will learn about the measuring properties of the objects.

حاصلاتِ تعلم



طلبہ چیزوں کی پیمائش کرنا سیکھیں گے۔


## Activity # 26:

- Tick for the thick object in the boxes.



- Color the thinner object and circle the thick object.





## Find the way

### SLOs:


Activities of this kind help students engage into practical life complications.

حاصلاتِ تعلیم:

اس طرح کی سرگرمیاں طلبہ کو زندگی کی پیچیدگیوں کو حل کرنے میں مدد کرتی ہیں۔

### Activity # 27:


- The rabbit and turtle are having a race. Use a pencil to trace a line along the trail.



ork



Finish Line



## Long and Short

### SLOs:

Students get to explore new learning outcomes of measuring by assessing object through different parameters e.g., weight, size and length.

حاصلاتِ تعلم:

طلبہ مختلف طریقوں سے اشیاء کی پیمائش کرنا سیکھیں گے، جیسے کہ وزن، لمبائی اور سائز۔


### Activity # 28:

- Color the long object.



- Color the object that have short hair.


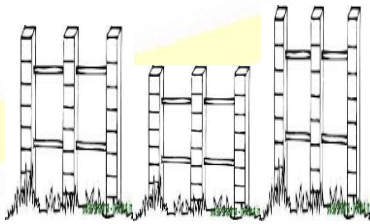






# Tallest and Shortest

## Activity # 29:

- Color the picture that is tallest and cross the picture that is smallest.

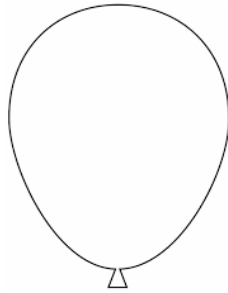




# Heavy and Light

## Activity # 30:


- Tick the heavy object.




- Circle the light object.



- Color the heavy object.




Progressive Education Network



# Heaviest and Lightest

## Activity # 31:

- Circle the heaviest object.




- Circle the lightest object.



Date: \_\_\_\_\_

Day: \_\_\_\_\_



## Shape Circle

### SLOs

Recognize and identify the shape of circle objects in daily life.

حاصلاتِ تعلم

طلبہ روزمرہ زندگی میں گول اشیاء کی شناخت اور پہچان کر سکیں گے۔

### Activity # 32:

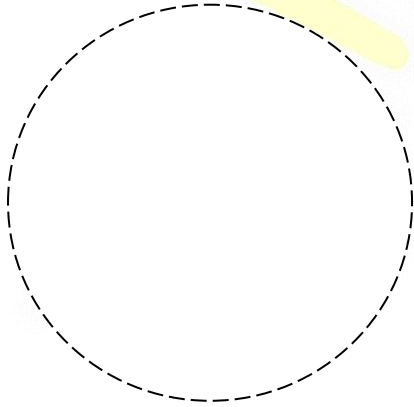


Hi! I am a \_\_\_\_\_


circle

**I have no sides and no corners; I am round and look similar to zero 0.**



Trace:




Draw:



- Find and color the circles.




- **Trace and color the picture.**




Progressive Education Network

- **Which fruit is this? Circle one.**  
Grapes or Pineapple.



Date: \_\_\_\_\_

Day: \_\_\_\_\_



## Number Game One

**SLOs:**

Students will be able and write numbers.

حاصلاتِ تعلم:

طلبہ اس سبق کے ذریعے گنتی لکھنا سیکھ جائیں گے اور ہندسوں کی پہچان کر سکیں گے۔

### Activity # 33:

# 1

- Trace and write

1 1 1

one one one

1 1 1

one one one

**Color ONE cupcake.**



**Circle one in the given numbers.**

**Draw one object**

1

9

1

4

1

2

5


6

10

3

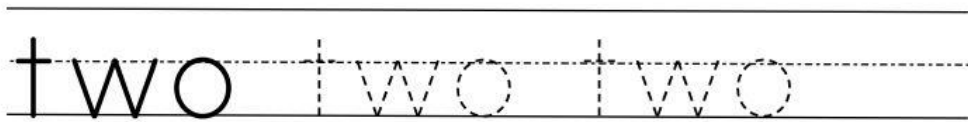
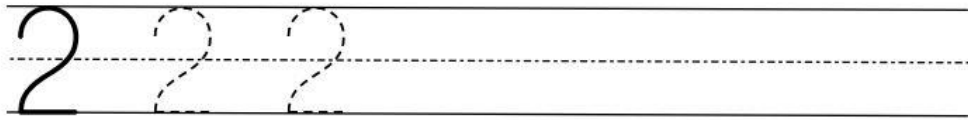
1

\_\_\_\_\_




# Number Game Two


## Activity # 34:



- Color the set that have 2 pigeons.

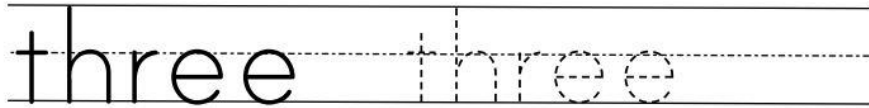



- Draw any objects.


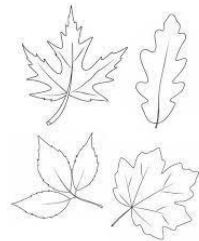

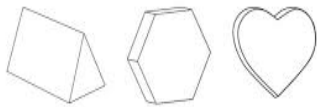



# Number Game Three

## Activity # 35:




- Match number 3 to the correct number of set.





# Shape Triangle

## Activity # 36:



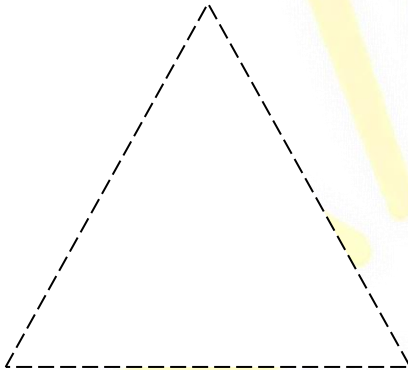
Hi I am a

triangle


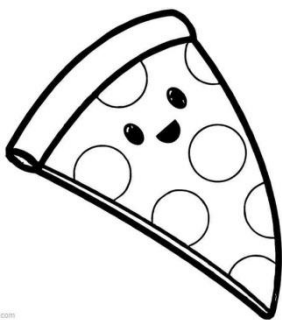
**I have three sides and three corners.**

**Trace.**

**Draw anything that looks like triangle.**



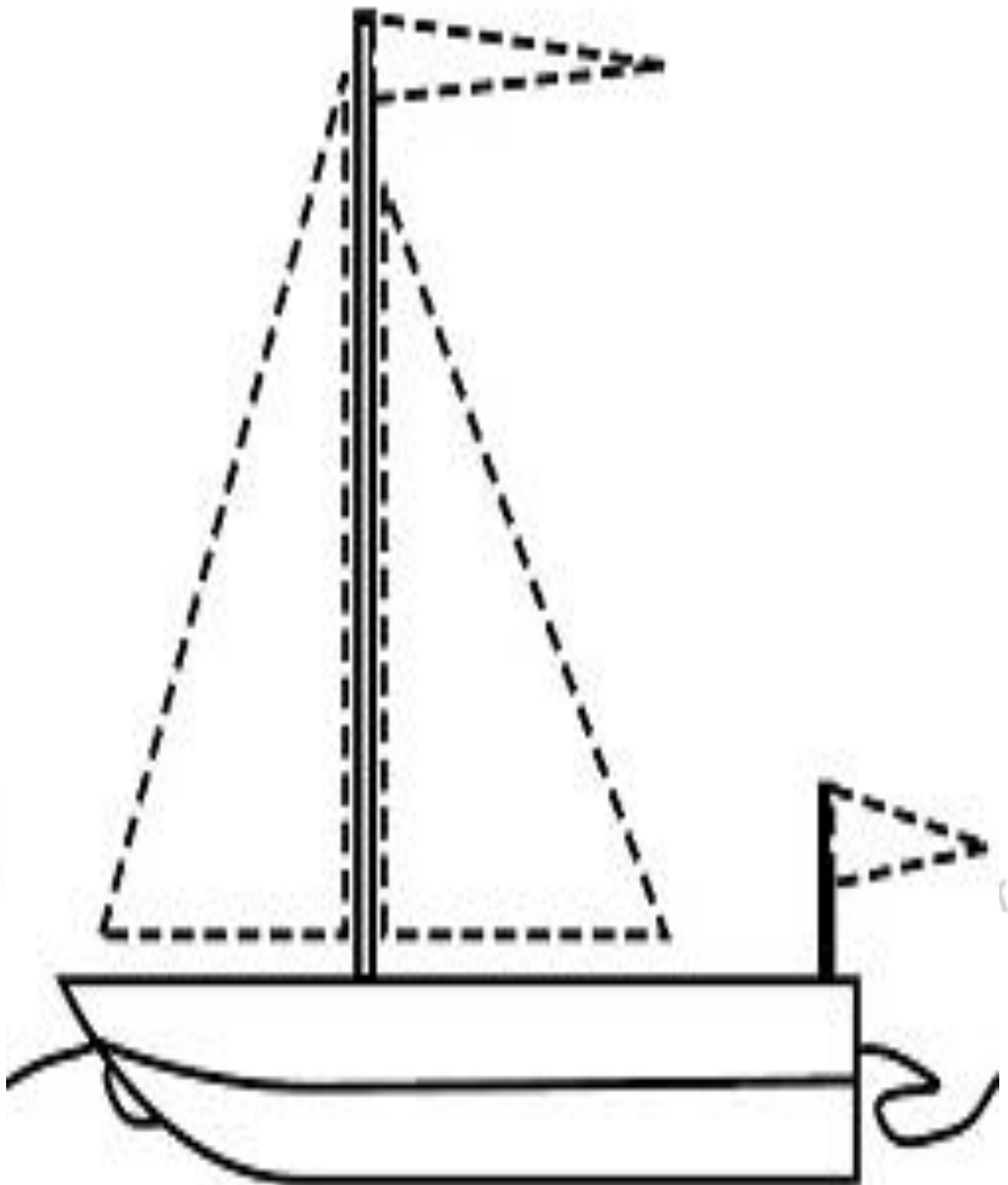
- **Color the items that look like triangle.**



Date: \_\_\_\_\_

Day: \_\_\_\_\_

- **Trace and Color.**

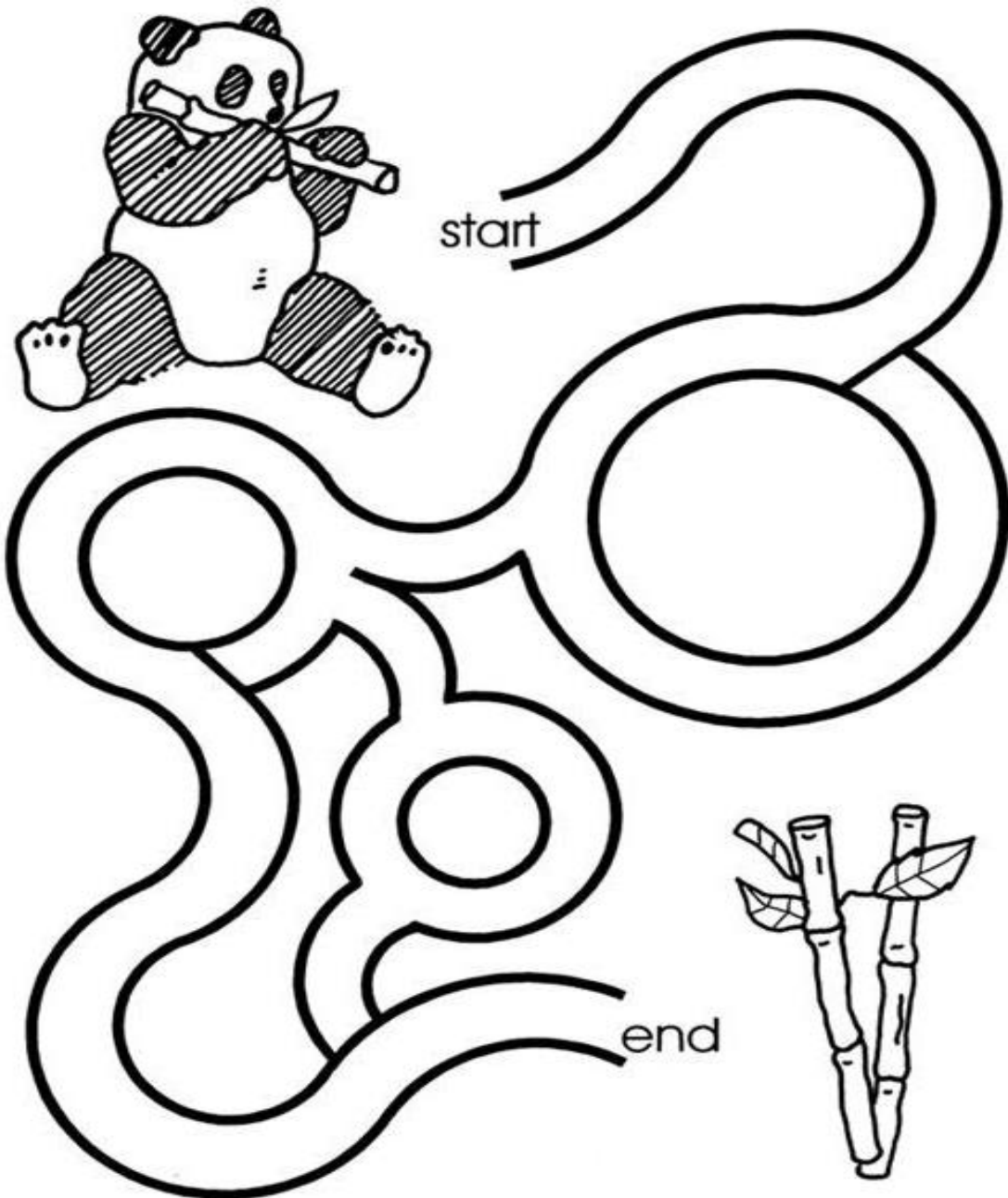





# Find the Way

## Activity # 37:


- Help Panda way back to bamboo.





# Shape Square

## Activity # 38:



Hi I am a

square

Trace.




Draw anything that looks like Square.


I have four equal sides and four equal corners.

- Squares are hiding in the images. Find and color them.



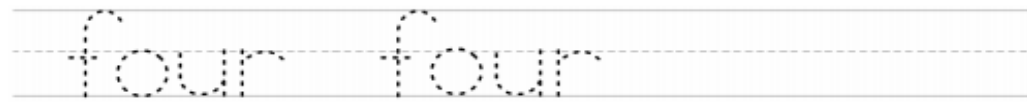
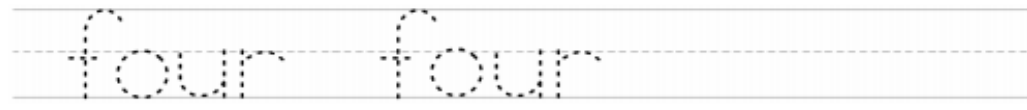

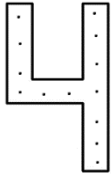
- Color all the Squares in the pictures.






# Number Game Four

## Activity # 39:



- Draw four  happy faces.

- Color all the pictures that show four.



**Activity # 40:**

- **Encircle the objects while following the instructions.**

**Which door is the wider?**




**Which car parking area is narrower?**



**Which river is wider?**





Progressive Education Network






# Number Game Five

## Activity # 41:



- Color the objects that are five in number.






**Match the animals with their correct body halves**

**Activity # 42:**

- Match the animals with their body halves.



ork

Date: \_\_\_\_\_

Day: \_\_\_\_\_

## Numbers Revision

SLOs:

Reinforcement sheet for students related to numbers.


حاصلاتِ تعلم:  
نمبروں سے متعلق طلبہ کے لیے دہرائی کی مشق۔

### Activity # 43:


- Trace and write the given numbers.

1	2	3	4	5
1	2	3	4	5
1	2	3	4	5
1	2	3	4	5
.	.	.	.	.
.	.	.	.	.
.	.	.	.	.


- Draw correct number of apples on each apple tree.




**Draw 2 Apples**




**Draw 4 Apples**



**Draw 1 Apple**



**Draw 5 Apples**



Date: \_\_\_\_\_

Day: \_\_\_\_\_

- There are five flowers below. Can you find them all?



Progressive Education Network




# Backward Counting

## 5-1

### Activity # 44:

- Write backward counting.



- Read it loudly.



# Count and Match

## Activity # 45:

- Count and match with correct number.

2

4

3

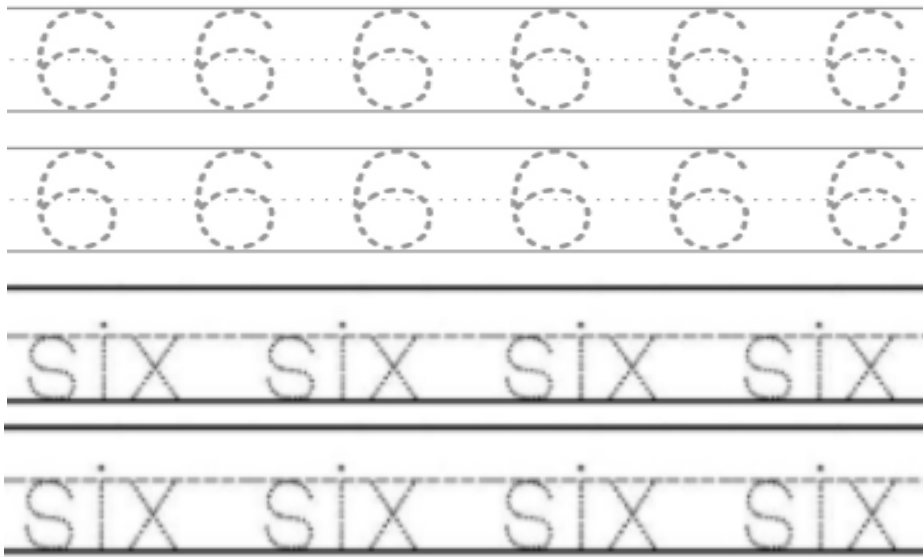
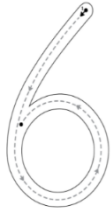
5

1

Pen  
sive Education Network

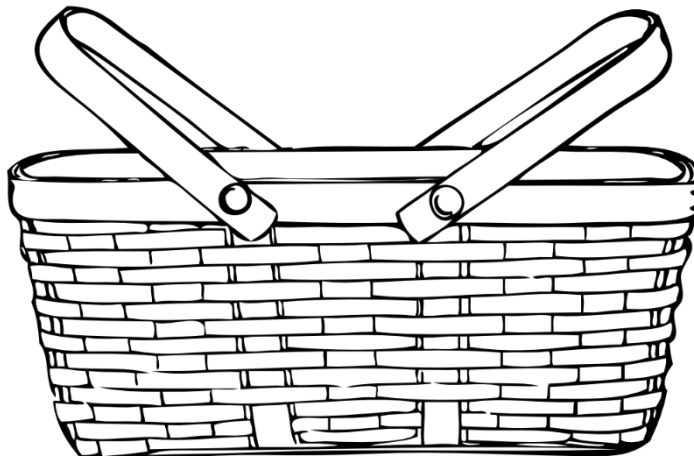
# Number Game

## Activity # 46:



- Draw "Six" fruits in the basket.


Progressive Education Network



• **Read the numbers Poem.**



Around and around  
And around we go...  
When we get home we have a zero.



Number 1 is like a stick.  
A straight line that is very quick.



Around and back on the railroad track.  
Two, two,  
Two, two!



Around a tree,  
Around a tree.  
That's the way to make a three!



Down and over,  
Down once more.  
That's the way to make a four!



Straight line down,  
Then around.  
Hat on top  
And five's a clown!




Make a curve.  
Then make a loop.  
There are no tricks to make a six!

Education Network

• **Trace the pattern.**






# Shape Oval

**Benefits of eating egg:** excellent source of iron, it contains Vitamins A, D, E and B12, good for bones.

## Activity # 47:



Balloon



Pear

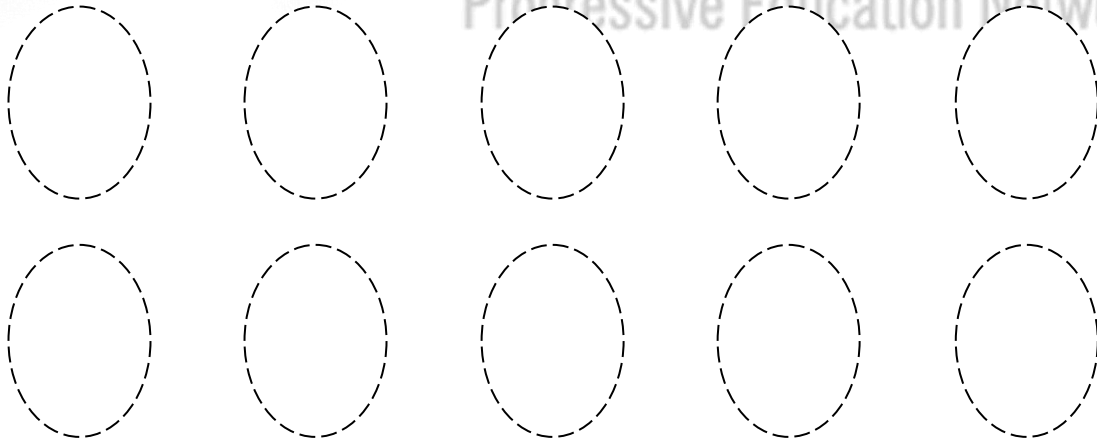


Egg



Mirror


- Trace the shape.



Date: \_\_\_\_\_

Day: \_\_\_\_\_

- Find the ovals and color them.



ork

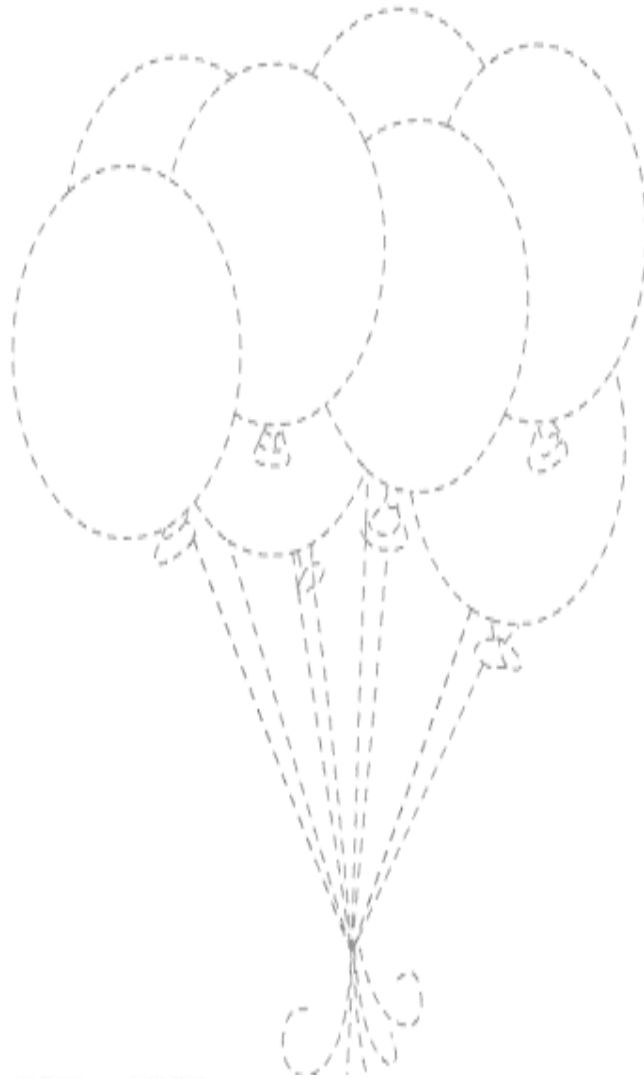
**Brain Teasers:**

How Many Ovals are there? \_\_\_\_\_

Date: \_\_\_\_\_

Day: \_\_\_\_\_

- **Paste the colorful dots and fill the picture.**



Progressive Education Network




## Hard and Soft

**Hard Meaning:** solid, firm, and rigid; not easily broken, bent, or pierced.

**Soft Meaning:** easy to mold, cut, compress, or fold; not hard or firm to the touch.

### Activity # 48:

- Color the hard objects **blue** and soft with **red**.



- Trace the spellings of soft and hard.

soft and hard

- Circle the right option.

1. Rubber is:                      hard or soft
2. Flowers are:                      hard or soft
3. Foam is:                              hard or soft
4. Stone is:                              hard or soft

Date: \_\_\_\_\_

Day: \_\_\_\_\_



# Number Game 7

## Activity # 49:

- Cut out the days of the week and paste them in the correct order.


My favorite day is: \_\_\_\_\_

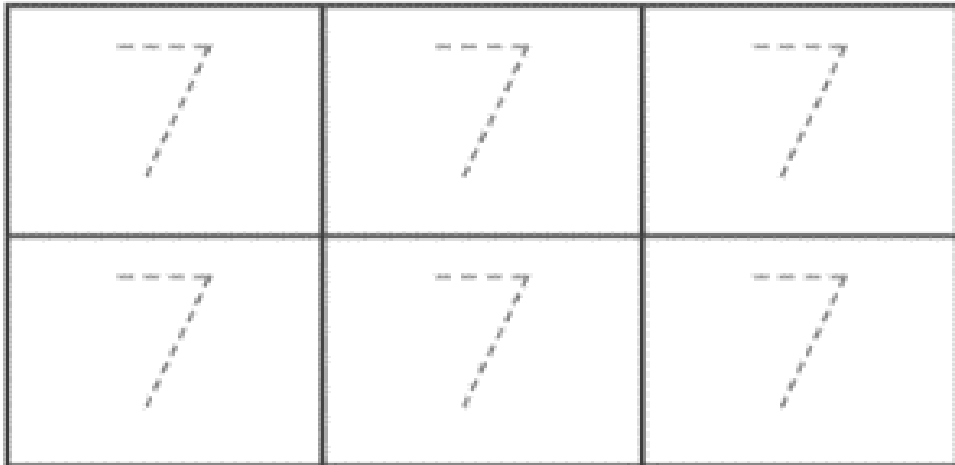
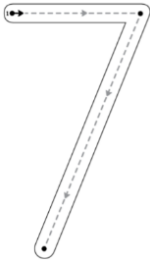


WEDNESDAY	MONDAY	Thursday	SUNDAY
TUESDAY	SATURDAY	FRIDAY	

Date: \_\_\_\_\_


Day: \_\_\_\_\_

- **Trace the number.**




seven seven


- **Count and write the number of carrots.**



\_\_\_\_\_



# Shape Rectangle




Hi! I am a

rectangle

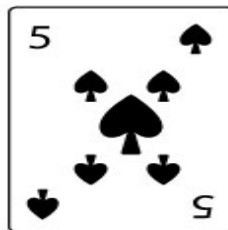
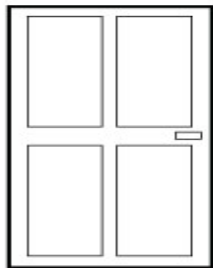

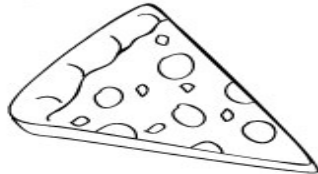
A rectangle has  sides and  corners.

## Activity # 50:

- Trace and color the rectangle.



- Circle the objects that have a rectangle shape.








# Number Game 8

**Mango:** is called king of fruits.

## Activity # 51:




- **Color the 8 flowers.**




# Half and Full

**Half meaning:** either of two equal or corresponding parts into which something is or can be divided.

**Full meaning:** containing or holding as much or as many as possible; having no empty space.

## Activity # 52:

- Put a tick for the half glass in the box.



- Color the glass with half and jug with full.

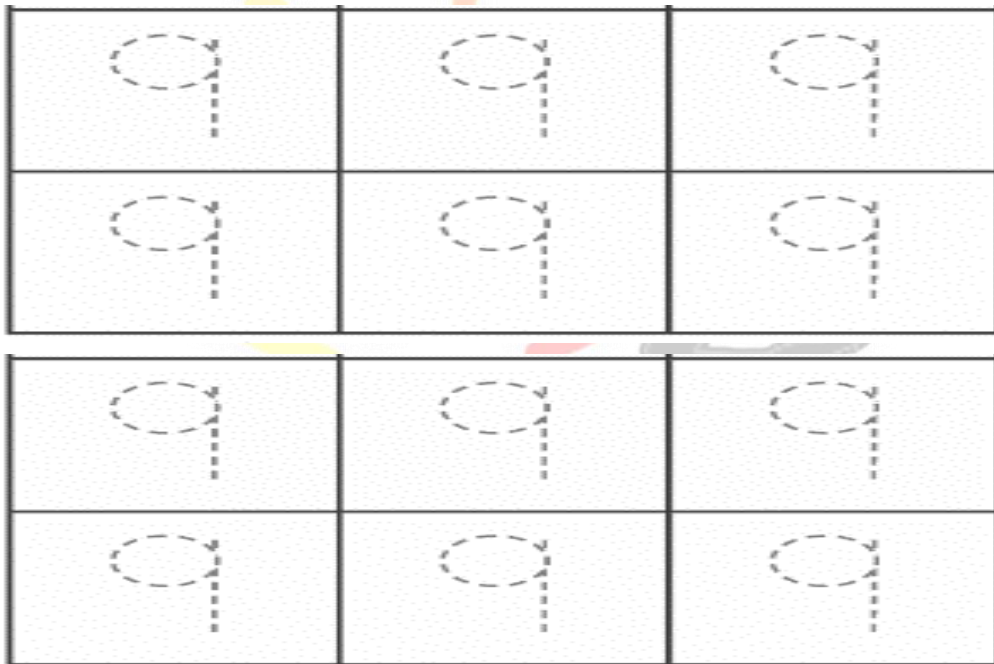


# Number Game

## 9

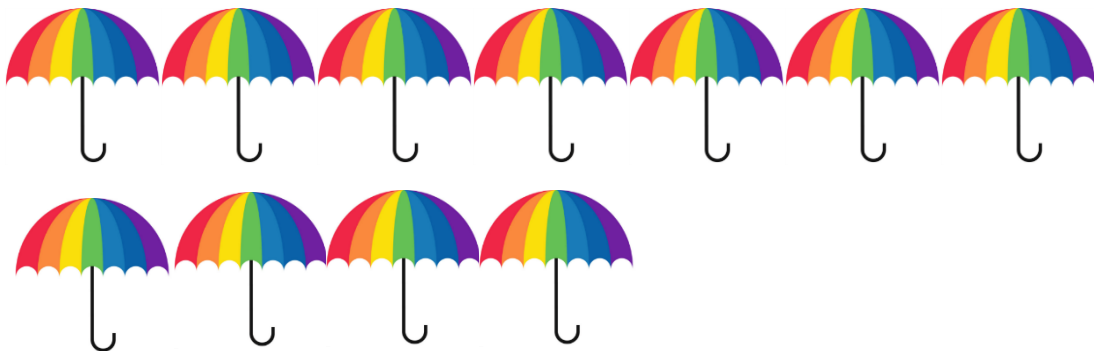
### Activity # 53:

# 9



etwork

- Circle 9 umbrellas.




# Number Game "0"

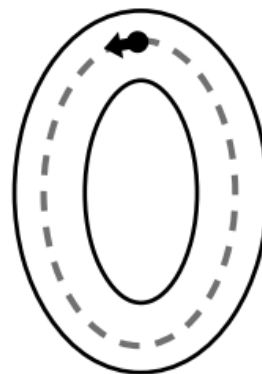
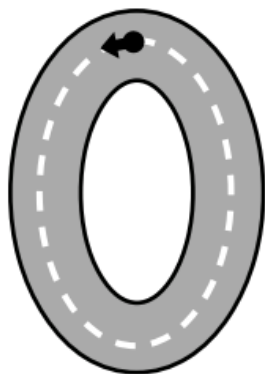
**Zero meaning:** zero means nothing at all.

## Activity # 54:

- How many hearts do you see in this bucket?



- Draw a line starting from the dot following the direction of the arrow.

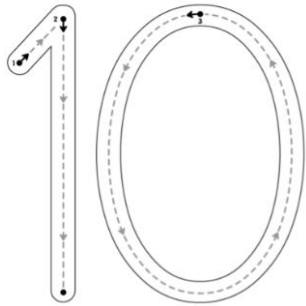


- Draw a circle around the number "0".




# Number Game "10"

## Activity # 55:




TEN




- Color the correct number of circles.




10 =



# Reinforcement of shapes

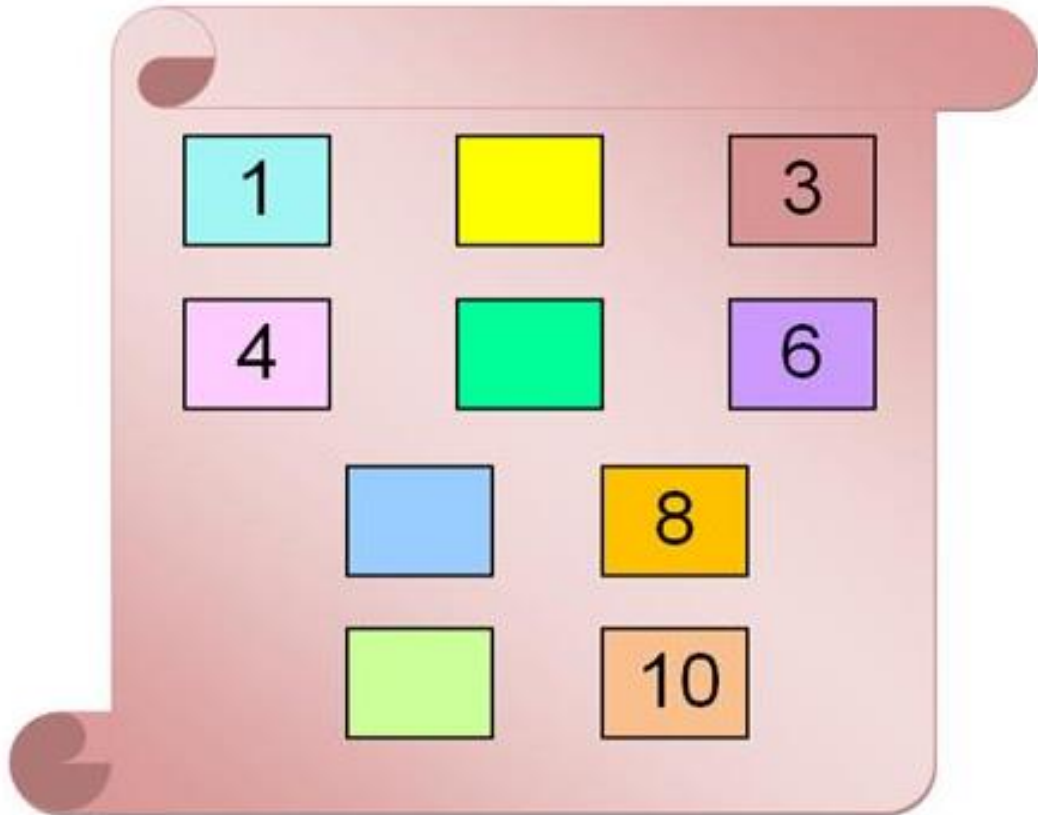
## Activity # 56:

- Draw lines from the real-world items to their matching shapes.

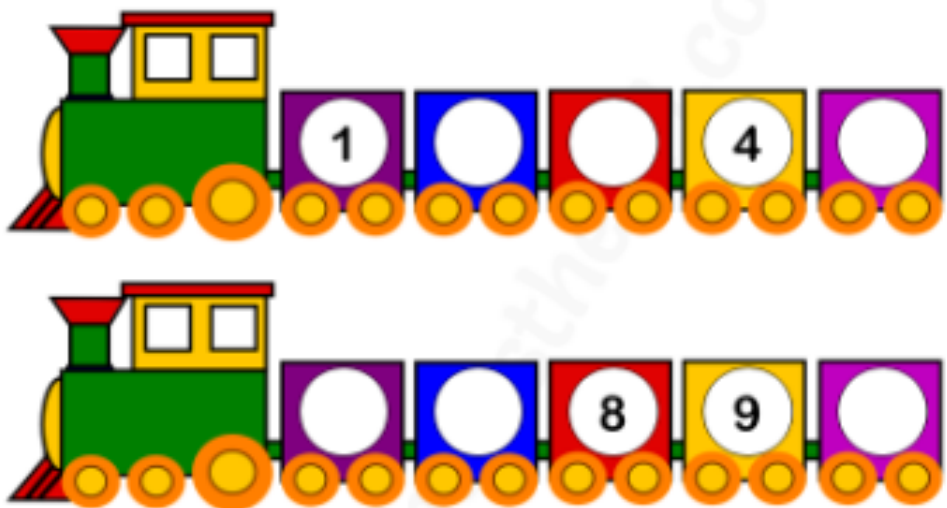


# Fill in the blanks

- Fill in the missing numbers.




- Reinforcement activity.



## Friends of 10

- Fill in the missing digit to make a sum of 10.



0 1 2 3 4 5

5 6 7 8 9 10

$0 + \square = 10$

$10 + \square = 10$

$1 + \square = 10$

$9 + \square = 10$

$2 + \square = 10$

$8 + \square = 10$

$3 + \square = 10$

$7 + \square = 10$

$4 + \square = 10$

$6 + \square = 10$

$5 + \square = 10$

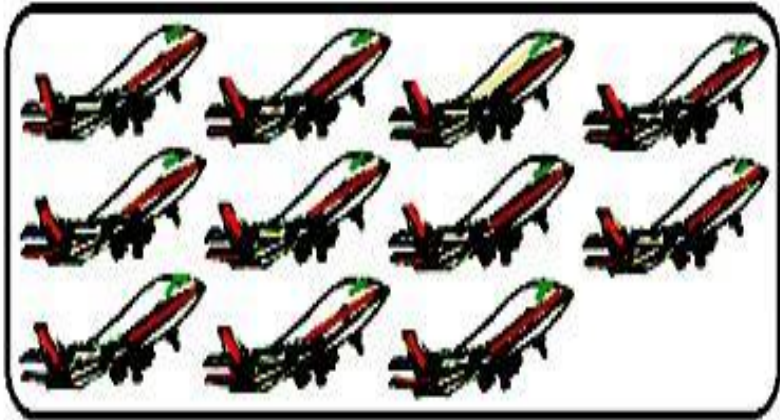
$5 + \square = 10$

# Number game 11

- Trace, write, and color.



eleven



1	1	1	1	1	1	1	1	1	1	1	1
1	1	1	1	1	1	1	1	1	1	1	1
1	1	1	1	1	1	1	1	1	1	1	1
1	1	1	1	1	1	1	1	1	1	1	1
1	1	1	1	1	1	1	1	1	1	1	1

# Number Game 12

- Count, Trace, and write



12 12 12 12 12 12 12

12 12 12 12 12

12 12 12 12

12 12 12


12 12

work

# Number Game 13

- Trace, write and color.

13  
thirteen



13 13 13 13 13 13

13 13 13 13 13 13

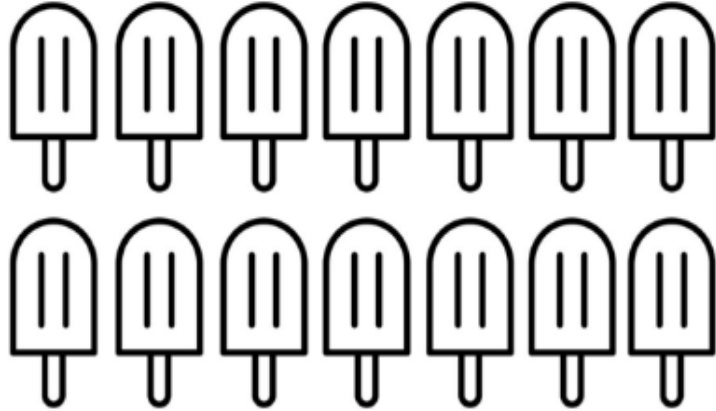
13 13 13 13 13 13

Blank handwriting lines for independent practice, consisting of a solid top line, a dashed middle line, and a solid bottom line.


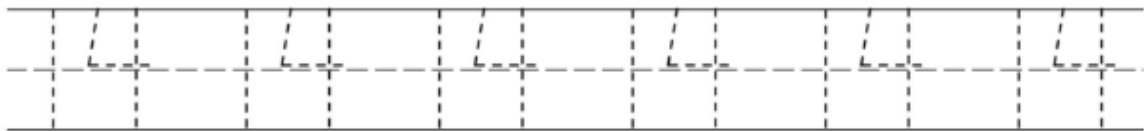
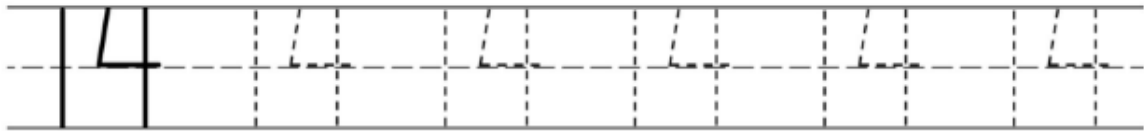
# Number Game 14

- Trace, write and color.

14




fourteen



# Number Game 15

- Trace, write and color.

15  
fifteen



15 15 15 15 15 15

15 15 15 15 15 15

15 15 15 15 15 15

Blank handwriting practice lines consisting of a solid top line, a dashed middle line, and a solid bottom line.

Date: \_\_\_\_\_

Day: \_\_\_\_\_

# Number Revision

- Count and choose the right number.



**Fill in the blanks  
1 to 15**

**Activity # 57:**

- Help the cat get home by counting from 1 to 10.

8 9 3 6 8

1 5 4 1 9


3 6 10 2 7

9 7 8 9 10

# Count and Match

## Activity # 58:


- Count the number of fruits on each row. Draw a line to match it with the correct number.



3



11




8




14



2



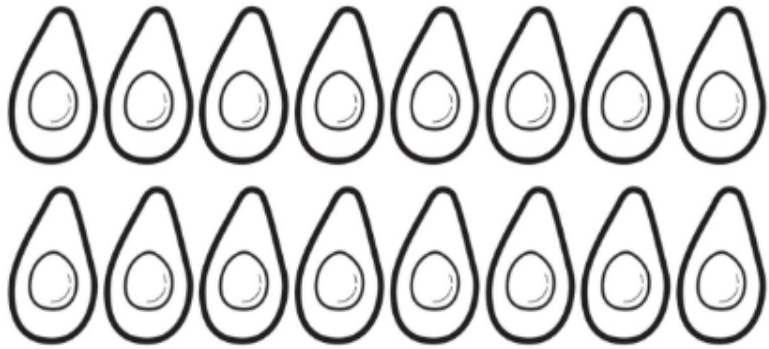
10




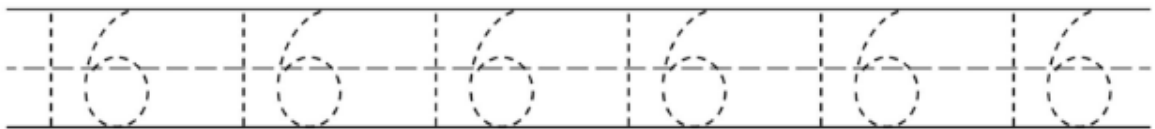
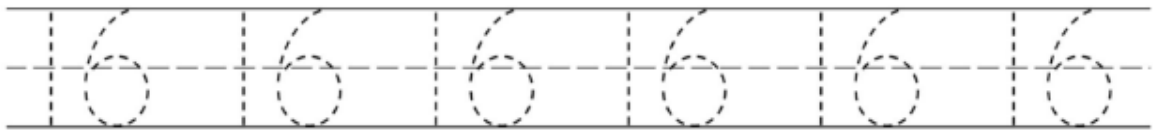
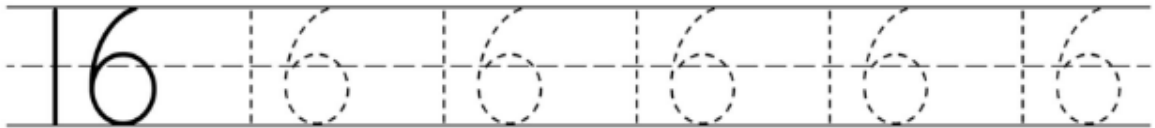
# Number Game 16

- Trace, write and color.

16




sixteen



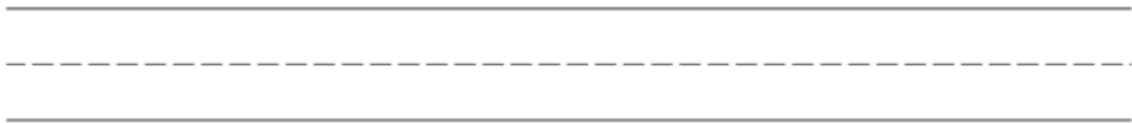
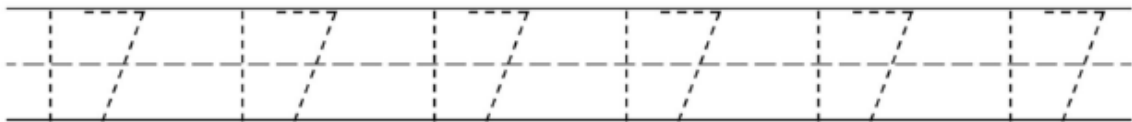
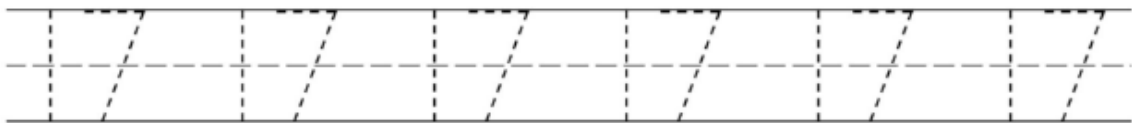
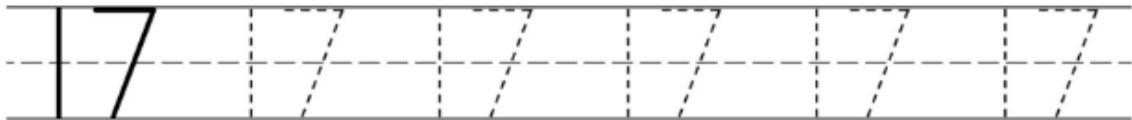
# Number Game 17

- Trace, write and color.

17





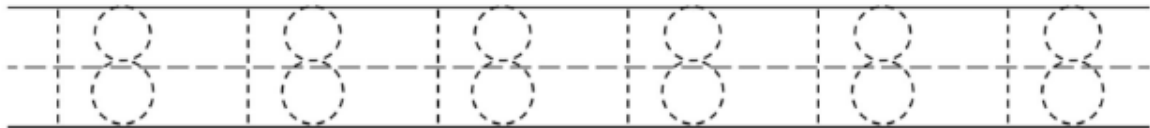
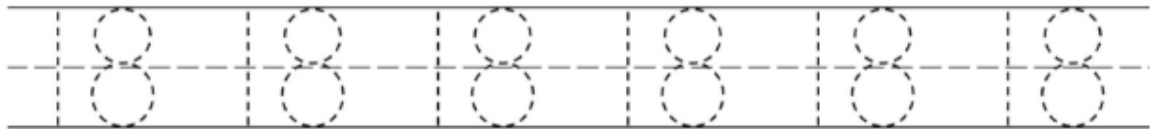
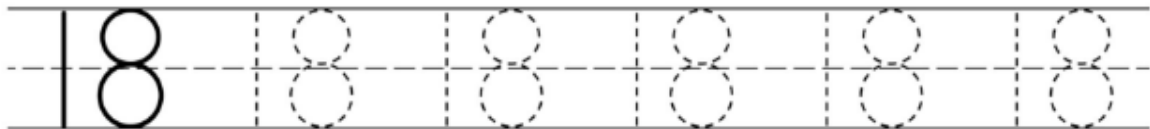

seventeen



# Number Game 18

- Trace, write and color.

18  
eighteen



# Number Game 19

- Trace, write and color.

19  
nineteen



19 19 19 19 19 19

19 19 19 19 19 19

19 19 19 19 19 19


Blank handwriting lines for independent practice.

# Number Game 20

- Trace, write and color.

20

twenty



20 20 20 20 20

20 20 20 20 20

20 20 20 20 20

Blank handwriting practice lines consisting of a solid top line, a dashed middle line, and a solid bottom line.

# Numbers Revision

## Activity # 59:

- Trace and write the numbers.

Join the dots from  
1-20

Activity # 60:

- Join the dots, complete and color the picture.






# Number Game 21-26

- Trace and write the numbers.

					
					
21	21	22	22	23	23
21	21	22	22	23	23
21	21	22	22	23	23
21	21	22	22	23	23
21	21	22	22	23	23

## Number Game 24-26

- Trace and write the numbers.

<h1 style="margin: 0;">24</h1> <p style="margin: 0; font-weight: bold;">TWENTY FOUR</p>		<h1 style="margin: 0;">25</h1> <p style="margin: 0; font-weight: bold;">TWENTY FIVE</p>		<h1 style="margin: 0;">26</h1> <p style="margin: 0; font-weight: bold;">TWENTY SIX</p>	
					
24	24	25	25	26	26
24	24	25	25	26	26
24	24	25	25	26	26
24	24	25	25	26	26
24	24	25	25	26	26

# Measurement

**Meaning:** the size, length, or amount of something, as established by measuring.

## Activity # 61:

- Measure each objects using paper clips.



The length of the spoon is \_\_\_\_\_ paper clips.



The length of a crayon is \_\_\_\_\_ paper clips.



The length of a pencil is \_\_\_\_\_ paper clips.



The length of the watch is \_\_\_\_\_ paper clips.

Date: \_\_\_\_\_

Day: \_\_\_\_\_

**What comes before?**

**Activity # 62:**

	<b>3</b>		<b>24</b>	
	<b>9</b>		<b>2</b>	
	<b>11</b>		<b>26</b>	
	<b>8</b>		<b>17</b>	
	<b>19</b>		<b>5</b>	
	<b>20</b>		<b>9</b>	

# Numbers

- Trace and write the numbers.

					
					
27	27	28	28	29	29
27	27	28	28	29	29
27	27	28	28	29	29
27	27	28	28	29	29
27	27	28	28	29	29


Date: \_\_\_\_\_

Day: \_\_\_\_\_

# Number

## Activity # 63:

30








30	30	30	30
30	30	30	30
30	30	30	30

# Count and write the numbers







## Activity # 64:

- Count the pictures and write the number in the given box.







# Numbers

- Trace and write the numbers.

					
					
31	31	32	32	33	33
31	31	32	32	33	33
31	31	32	32	33	33
31	31	32	32	33	33
31	31	32	32	33	33

# Numbers

- Trace and write the numbers.

					
					
34	34	35	35	36	36
34	34	35	35	36	36
34	34	35	35	36	36
34	34	35	35	36	36
34	34	35	35	36	36



# Few and Many

**Few Meaning:** a small number of.


**Many Meaning:** a large number of.

## Activity # 65:



- Tick few carrots



- Tick many biscuits.



- Tick equal pumpkins.



# Numbers

- Trace and write the numbers.

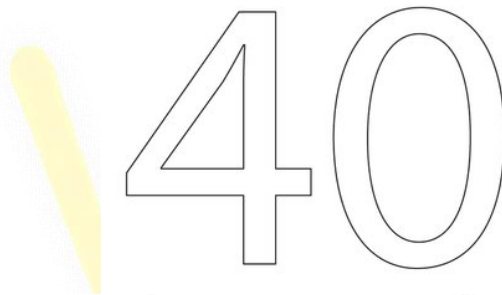
<h2 style="margin: 0;">37</h2> <p style="margin: 0;">THIRTY SEVEN</p>		<h2 style="margin: 0;">38</h2> <p style="margin: 0;">THIRTY EIGHT</p>		<h2 style="margin: 0;">39</h2> <p style="margin: 0;">THIRTY NINE</p>	
					
37	37	38	38	39	39
37	37	38	38	39	39
37	37	38	38	39	39
37	37	38	38	39	39
37	37	38	38	39	39

# Number

## Activity # 66:

- Cut and paste the letters forty.

--	--	--	--	--



40	40	40
40	40	40

etwork



# Numbers Revision

## Activity # 67:

- Fill the missing number in each row

A grid of 16 pink flowers with yellow centers, arranged in four rows of four. The numbers in the centers are as follows:

22			
	38		
		17	
2			

# 3-D Shapes

**Meaning:** 3D shapes are shapes with three dimensions, such as width, height and depth.

## Activity # 68:



SPHERE



CYLINDER



CONE

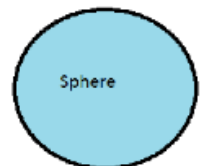
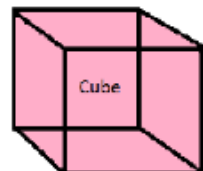
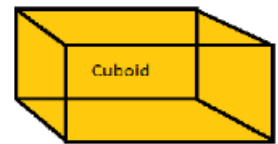
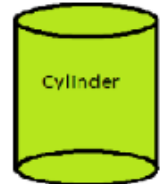


CUBE









CUBOID

- Match the picture with the correct shape.









# Numbers

- Trace and write the numbers.

					
					
41	41	42	42	43	43
41	41	42	42	43	43
41	41	42	42	43	43
41	41	42	42	43	43
41	41	42	42	43	43







# Numbers

- Trace and write the numbers.

					
					
44	44	45	45	46	46
44	44	45	45	46	46
44	44	45	45	46	46
44	44	45	45	46	46
44	44	45	45	46	46

# Numbers

- Trace and write the numbers.

					
					
47	47	48	48	49	49
47	47	48	48	49	49
47	47	48	48	49	49
47	47	48	48	49	49
47	47	48	48	49	49

# What comes after?

## Activity # 69:

- Write the number that comes after the given numbers.




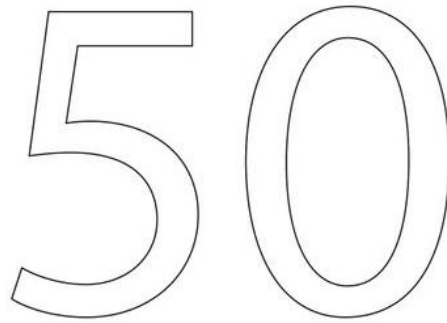
Date: \_\_\_\_\_

Day: \_\_\_\_\_

# Number

## Activity # 70:

- Cut, write, color and paste fifty.



Network






# More and Less

**Meaning of More:** a greater or additional amount of something.


**Meaning of Less:** a smaller amount of; not as much.

## Activity # 71:

- Circle the group that has more number of objects.



KIDPID.COM



# Add one More Addition

## Activity # 72:



- Add the objects and write how many altogether.



# Take one Away Subtraction

## Activity # 73:

- Subtract the objects in the given pictures and write the answer in the blanks.



Progressive Education Network



# Money

**Meaning:** a current medium of exchange in the form of coins and banknotes; coins and banknotes collectively.



**Rs.1**




**Rs.2**




**Rs.5**



**Rs.10**



**Rs.10**



**Rs.20**



**Rs.50**

Date: \_\_\_\_\_

Day: \_\_\_\_\_

**Activity # 74:**


- Encircle the correct amount.



**Rs. 1 , Rs. 5**



**Rs. 2 , Rs. 1**



**Rs. 50 , Rs. 20**

# Left and Right

## Activity # 75:

- Tick the position of puppy in each picture.



left

right



left

right



left

right



left

right



left

right



left

right

# Position

Inside



Outside



DOWN


UP

**Activity # 76:**


- Circle the lion that is “inside”



- Circle the cat that is going “down”




- Circle the caterpillar that is at the back of apple.



# Quantity

## Activity # 77:

- Circle the bigger number



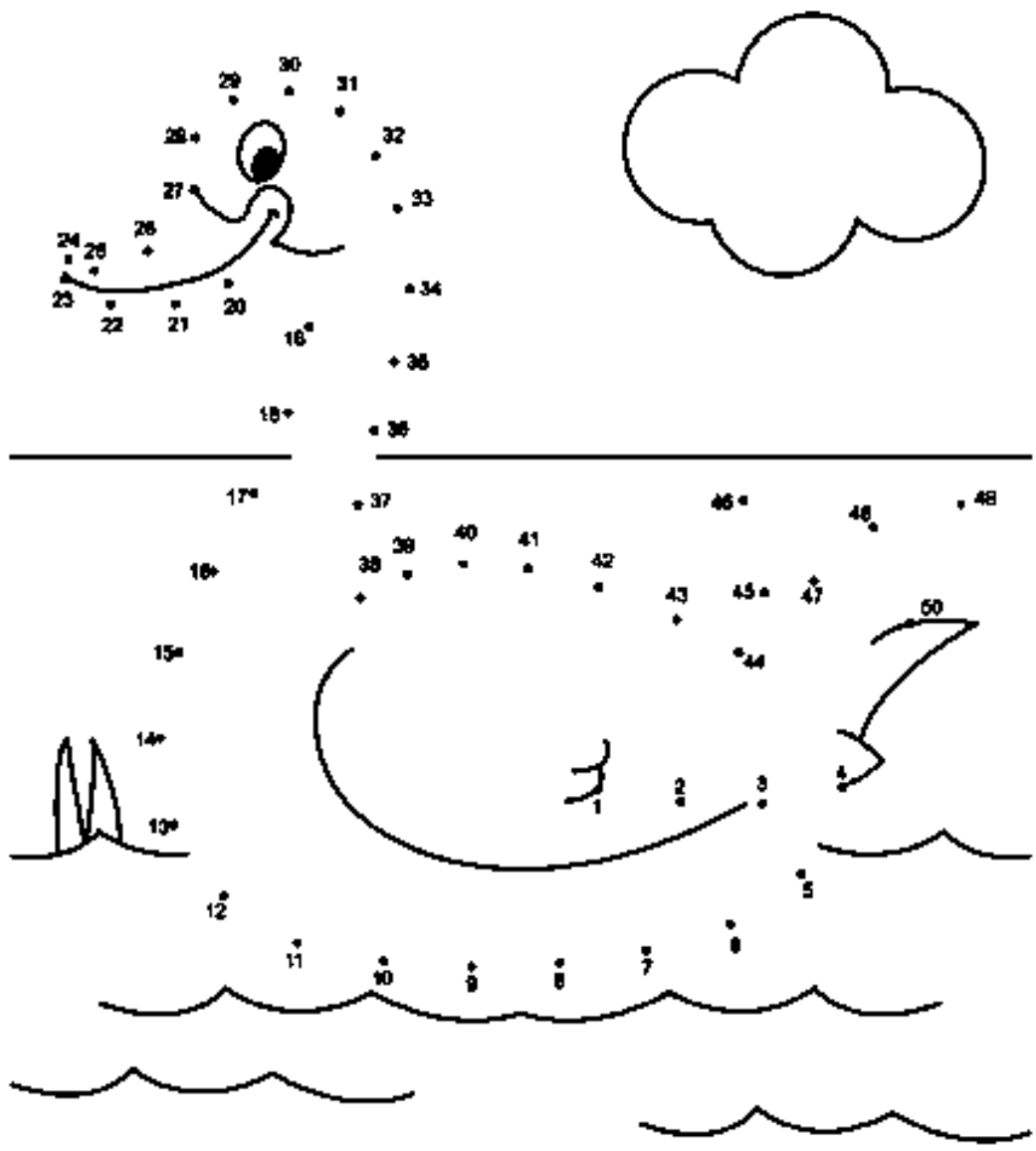
- Circle the smaller number



**Join the dots from  
1-50**


**Activity # 78:**

- Connect the dots complete and color the picture.



# Ordinal numbers

## Activity # 79:



- Write the ordinal number for each colored object.







## Day and Night

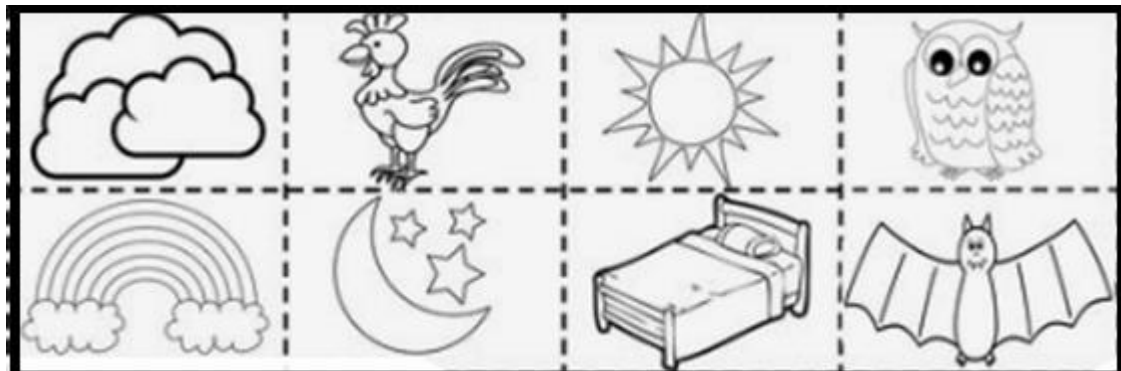
### Activity # 80:

- Tick the part of earth which is in “daytime”.  
And circle the part which is “nighttime”.



- Cut and paste each picture in correct box.

Day 	Night 
	



# Time

**Meaning:** the indefinite continued progress of existence and events in the past, present, and future regarded as a whole.

- **Example**

11 o' clock

12 o' clock

1 o' clock

10 o' clock

2 o' clock

9 o' clock

Short hand - Hour hand

Longer hand - Minute hand

3 o' clock

8 o' clock

4 o' clock

7 o' clock

6 o' clock

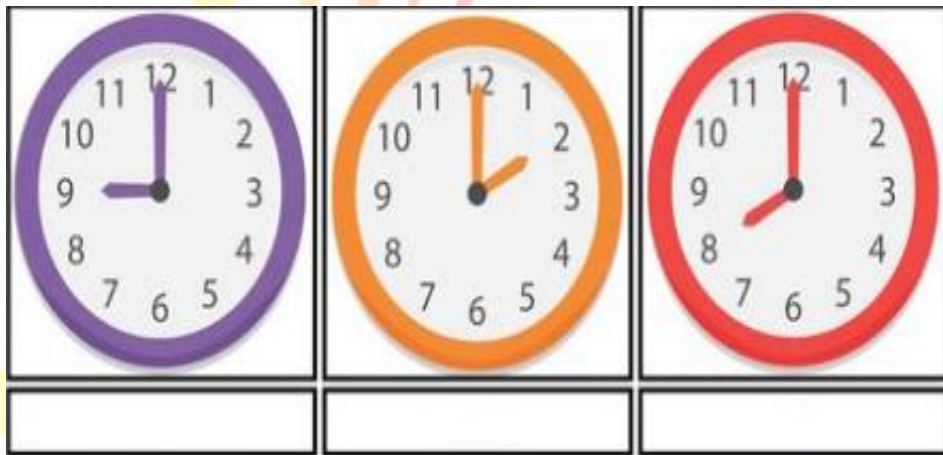
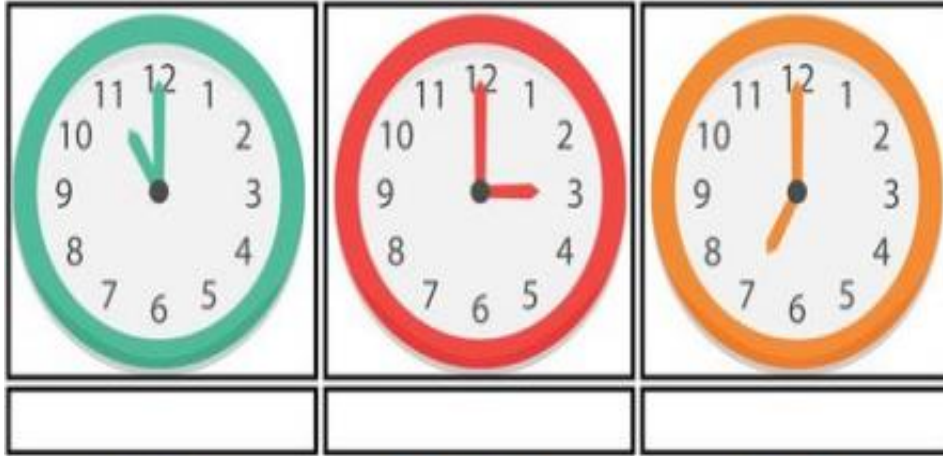
5 o' clock

Date: \_\_\_\_\_

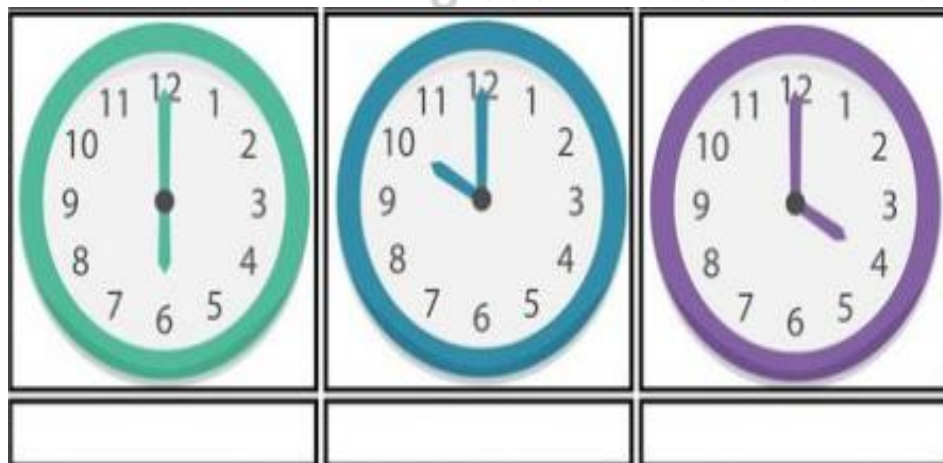
Day: \_\_\_\_\_

**Activity # 81:**

- Write the correct time in the given boxes.



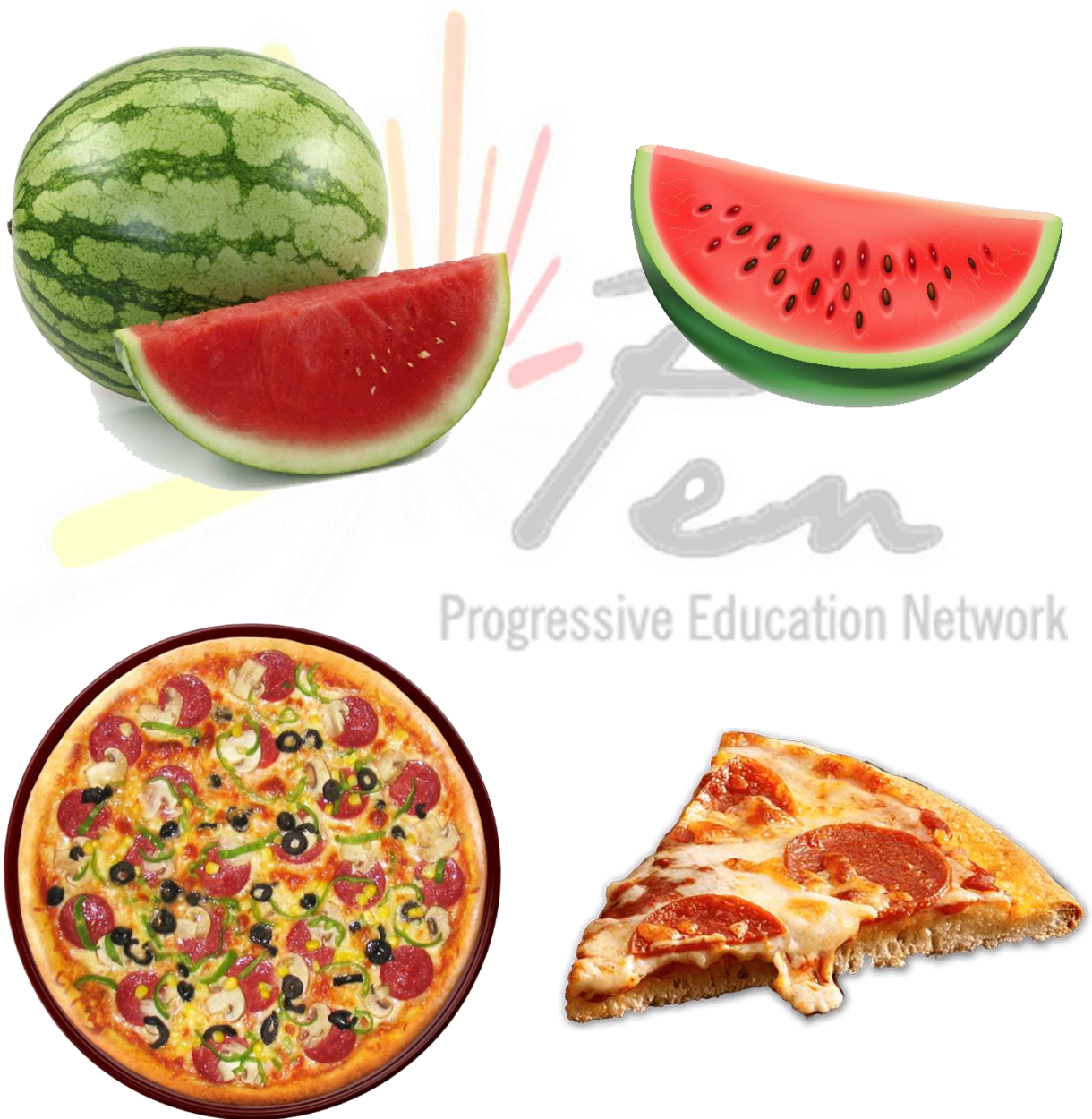
Progressive Education Network



# Some and All

**Meaning:** **all** means every individual or anything of the given class, with no exceptions, whereas **some** means a certain number, at least one.

- **Example**



**Activity # 82:**

**True or False:**

- **All children are happy: True/False**



- **Some cats are sleeping: true/False**




- **All children are sleeping: True/False**



## Word Problems

### Activity # 83:

- Fizza has 2 apples and Ayesha has 1 apple. How many apples are there altogether?



- Asad has 3 books and Ali has 1 book. How many books are there altogether?



- Ijaz has 4 cows and Harris has 2 cows. How many cows are there altogether?



= \_\_\_\_\_

- Maira has 4 balloons and Aima has 3 balloons. How many balloons are there altogether?



Date: \_\_\_\_\_

Day: \_\_\_\_\_

# Calendar

## Activity # 84:

JANUARY						
S	M	T	W	T	F	S
						1
2	3	4	5	6	7	8
9	10	11	12	13	14	15
16	17	18	19	20	21	22
23	24	25	26	27	28	29
30	31					

FEBRUARY						
S	M	T	W	T	F	S
		1	2	3	4	5
6	7	8	9	10	11	12
13	14	15	16	17	18	19
20	21	22	23	24	25	26
27	28					

MARCH						
S	M	T	W	T	F	S
		1	2	3	4	5
6	7	8	9	10	11	12
13	14	15	16	17	18	19
20	21	22	23	24	25	26
27	28	29	30	31		

APRIL						
S	M	T	W	T	F	S
						1 2
3	4	5	6	7	8	9
10	11	12	13	14	15	16
17	18	19	20	21	22	23
24	25	26	27	28	29	30

MAY						
S	M	T	W	T	F	S
1	2	3	4	5	6	7
8	9	10	11	12	13	14
15	16	17	18	19	20	21
22	23	24	25	26	27	28
29	30	31				

JUNE						
S	M	T	W	T	F	S
		1	2	3	4	
5	6	7	8	9	10	11
12	13	14	15	16	17	18
19	20	21	22	23	24	25
26	27	28	29	30		

JULY						
S	M	T	W	T	F	S
						1 2
3	4	5	6	7	8	9
10	11	12	13	14	15	16
17	18	19	20	21	22	23
24	25	26	27	28	29	30
31						

AUGUST						
S	M	T	W	T	F	S
		1	2	3	4	5 6
7	8	9	10	11	12	13
14	15	16	17	18	19	20
21	22	23	24	25	26	27
28	29	30	31			

SEPTEMBER						
S	M	T	W	T	F	S
				1	2	3
4	5	6	7	8	9	10
11	12	13	14	15	16	17
18	19	20	21	22	23	24
25	26	27	28	29	30	

OCTOBER						
S	M	T	W	T	F	S
						1
2	3	4	5	6	7	8
9	10	11	12	13	14	15
16	17	18	19	20	21	22
23	24	25	26	27	28	29
30	31					

NOVEMBER						
S	M	T	W	T	F	S
		1	2	3	4	5
6	7	8	9	10	11	12
13	14	15	16	17	18	19
20	21	22	23	24	25	26
27	28	29	30			

DECEMBER						
S	M	T	W	T	F	S
						1 2 3
4	5	6	7	8	9	10
11	12	13	14	15	16	17
18	19	20	21	22	23	24
25	26	27	28	29	30	31

- Solve the activity by looking at the calendar.

- I. Circle the fifth month of the year.
- II. Color Green the day of the week on December 22.
- III. Color Red on your day of birth.
- IV. Circle all the Mondays in the month of October.
- V. Put a cross on the Summer Vacation Months.
- VI. Color Pink on the Christmas Day.
- VII. Color Yellow on Independence Day.



Write today's date and day: \_\_\_\_\_