



Progressive Education Network

English Activity Book Class 1



Progressive Education Network
172 A, Ahmed Block, New Garden Town, Lahore.
Phone: 042-354288554 Web: www.pen.org.pk

CONTENTS


Sr.	Units	Pg #
1.	Time to Recall	3-5
2.	My Family and I	6-9
3.	Cobbler, Cobbler	10-13
4.	Let's have Fun!	14-17
5.	Sharing is Caring	18-21
6.	Blessings of Allah سُبْحَانَہُ وَتَعَالَى	22-25
7.	Classroom Manners	26-31
8.	Nature is Beautiful	32-36
9.	A Greeting Card	37-40
10.	The Hare and the Tortoise	41-44
11.	Love Animals	45-50

Unit 1- Time to Recall




In this lesson, students will practice and learn

- pre writing
- the alphabet
- three-letter words


1. Say the sound of the given letters.



2. Trace the given lines.



3. Trace and colour the picture given below.









3. Trace the capital and small letters.

Aa Bb Cc Dd Ee Ff Gg
Hh Ii Jj Kk Ll Mm Nn
Oo Pp Qq Rr Ss Tt Uu
Vv Ww Xx Yy Zz





Date _____

Day _____

4. Write the letters that come before and after.



5. Trace the given words and colour the pictures.

<p>Hen</p> <p>_____</p>		<p>jug</p> <p>_____</p>	
<p>Sun</p> <p>_____</p>		<p>rat</p> <p>_____</p>	

My name is _____.

Unit 2 – My Family and I

Family is the single most important influence in a child's life. From their first moments of life, children depend on parents and family to protect them and provide for their needs. Through this lesson, children will be able to know the importance of family.

In this lesson, students will practice and learn

- initial sounds
- one/two-syllable words
- number words
- substitution words (pronouns) as subjective case
- noun/pronoun
- vocabulary
- sight words
- creative writing

1. Read and learn the words for dictation.

live	school	eat	lunch	during
home	evening	dinner	story	sleep

2. Use a dictionary to find the meaning of given words.

Words

Meaning

live


morning

mostly


love

during


3. Read the number word. Draw that many flowers in the flower pot.




nine




ten




one




four




three




five




eight



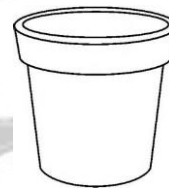
six



seven



zero



two

4. write your age in number words here.



I am _____
years old.



5. Read the given sight words.




Sight words are common words that kids learn and recognize instantly.

he	she	you	I	the	to
----	-----	-----	---	-----	----

6. Circle the correct spelling in each row and rewrite.


paly	play	_____
clock	clcok	_____
trrain	train	_____
story	stoory	_____
brother	beother	_____

7. Look at the picture and tick the correct noun.



Place

Person




Person


Thing

nouns

Nouns are people, places, things, animals, or ideas.




girl school pencil racoon dream




Animal

Thing




Thing

Animal



Person

Animal



Place

Person

Date _____

Day _____

8. Place a pronoun.

Words that take the place of nouns are called **pronouns**, for example: I, you, he, she, we, they, and it.

a. Sam and I ate a lot of candy.

b. My mom baked cookies for my class.

c. My brother's class had a party.

d. My sister has a teddy bear.

e. Bob and Sam are having fun.

9. Paste your family picture here.



Unit 3 – Cobbler, Cobbler

Tell the children about basic routine greetings and offer a few basic social courtesies.

In this lesson, students will practice and learn

- poem ‘cobbler, cobbler’
- consonant blends
- naming and action words
- rhyming words
- vocabulary building
- substitution words
- creative writing
- sight words

1. Read and learn the poem ‘cobbler, cobbler’.



Cobbler, Cobbler

Cobbler, Cobbler, mend my shoe
Get it done by half past two.

Half past two is much too late!
Get it done by half past eight.

Stitch it up and stitch it down.
And I'll give you half a crown.

2. Draw a line to match each consonant blend with the picture.

cl



A **consonant blend** is when two or more consonants are blended together.

bl



dr



br



3. Write the **naming words** for the given pictures.



4. Write the **action words** for the given pictures.

Action words are words that describe actions.



5. Circle the words that rhyme with the word inside the box.

ball
cat
pan
bee
mop

fall

sat

bat

clap

saw

can

see

me

lap

top

6. Circle the correct pronoun for each picture and write in the box.



She

He



He

It



He

They



We

He



It

she



They

She



He

They



I

We

7. Say and trace the given sight words.

it of in was said with

8. Identify the substitution words (pronouns) in the following sentences:

1. She is trying to catch the butterfly.



2. He likes to splash in puddles.



3. It is eating a big, green leaf.



4. Come with me to see a cute bird in the tree!



5. Do you like the smell of flowers?



9. Complete the given sentences using the words from the word bank.

pilot teacher gardener doctor cobbler

- A person who mends shoes is a _____.
- A person who teaches is a _____.
- A person who treats ill people is a _____.
- A person who works in a garden is a _____.
- A person who flies an aeroplane is a _____.

Unit 4 – Let's Have Fun

Encourage kids to share their favourite activities and hobbies. Teach them to have fun and enjoy small things.

In this lesson, students will practice and learn

- practice digraphs
- missing letters / sight words
- naming and action words
- articles
- singular plurals
- this / that
- vocabulary building
- writing/ creative writing

1. Circle the sound that matches the pictures.

Digraphs are two letters that team up to make one sound.

sh

ch

sh

ph

wh

th

ch

ck

Progressive Education Network

2. Fill in the missing letters and learn these sight words.

they for on she his that but had

h ___ d o ___ t ___ ey fo ___

___ ut th ___ t s ___ e hi ___

3. Fill in the blanks with correct articles. 'a' or 'an'



___ orange.



___ car.



___ watermelon.

An **article** is a word that comes before a noun.

For example: a bee, an egg



___ eggplant.



___ bag.












___ onion.

4. Color the word that matches the picture. (Singular/Plural)

A **singular noun** refers to one person, place or thing.

A **plural noun** refers to more than one person, place or thing.

					
cat	cats	boot	boots	worm	worms
					
flower	flowers	cloud	clouds	apple	apples
					
table	tables	grape	grapes	sock	socks

5. Look at the picture. How many naming words and actions do you see? Write any three words below.




Naming words


Action words


6. Say and trace these words. (vocabulary building)


collect draw paste sharpen


7. Complete the sentences using 'This' or 'That' in the blanks.

a. _____ is a ball. 

b. _____ shop sells vegetables. 

c. _____ is my schoolbag. 

d. What is _____? 

e. _____ is my friend Amna. 

Date _____

Day _____

8. Write five sentences on your daily routine using correct capitalization, punctuation, and spelling.

1. _____
2. _____
3. _____
4. _____
5. _____



Unit 5 – Sharing is Caring

Teach the kids to take care of each other. Tell the children to be kind and forgive each other's mistakes.

In this lesson, students will practice and learn

- learn poem with actions
- identify the digraph in the initial and final position
- articulate simple rhyming words
- recognize colours, shapes, and sizes
- identify gender (masculine/feminine)
- use pointing words (these, those)
- choose between 'a' or 'an'
- naming and action words
- writing/ creative writing

1. Learn the poem with actions.

**Let others share your toys, my son,
Do not insist on all the fun.
For if you don't it's certain that
You'll grow to be an adult brat.**

2. Read and say the given words.

run	hat	ten
gun	cat	hen
fun	mat	pen

3. Use these words in sentences.

Share _____

fun _____

grow _____

4. Use the following digraphs in the initial and final positions.

sh	ph	sh	ch
----	----	----	----

bea _____ _____ oto _____ ark











_____ ip ba _____ fi _____

gra _____ _____ ree _____ erry

5. Find the rhyming words in the bubbles below. Use the same colour to fill in each set of bubbles that rhyme.

son well
boat fun
seat feet
ring sing
shell coat

6. Look at the pictures and fill in the blanks using 'these' or 'those'.

- 1) _____ are   _____.
- 2) _____ are  _____ .
- 3) _____ are   _____.
- 4) _____ are   _____.
- 5) _____ are  _____ .

7. Choose and write the words in the related columns.

uncle	actress	peacock	bull	peahen	aunt	actor	groom
prince	nephew	princess	heroine	niece	bride	hero	


Masculine

Feminine


8. Color the shapes to finish this picture.

Color the  's yellow.

Color the  's blue.

Color the  's green.


Color the  's red.



9. Say and trace the given sight words.

is up all look be some

10. Write "a" or "an" before each word.



apple



lion



elephant



bee



Ice cream



owl

11. Write two sentences about each other.



.....
.....
.....

.....
.....
.....



Unit 6 – Blessings of Allah سُجَّانُ رُبُّنَا تَعَالَى

Encourage children we must praise God for empowering us to do that which others are incapable of doing. We should praise Allah, Who possesses all things and who gives without measure.


In this lesson, students will practice and learn

- beginning and ending sounds
- use questioning words
- express basic emotions
- omission of articles
- three-letter words
- number words 1-10
- recognize naming words e.g. vegetables
- writing/ creative writing


1. Look at the picture and write each word's beginning and ending sounds. The first one has been done for you.



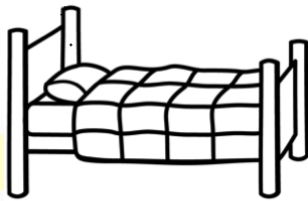
gum



a



e



e



u



o

2. Look at the pictures. Arrange the scramble words to form the picture.



n t e



t a h




u s n

3. Color the vegetables.




egg plant



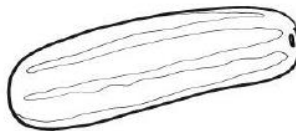
carrot



raddish



grapes



cucumber



cabbage

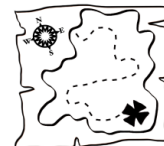
4. Write the suitable words and color the pictures.

map kit hen log









Progressive Education Network

5. Circle the correct pronoun.

1. He / She is kicking the ball.



2. This is my / their hat.



3. You / It is a blue bag.



4. He / She is standing up.



5. I / It is eating grass.



A **pronoun** is a word that takes the place of a noun. E.g. **he, she, it** etc.

6. Complete the sentences with – WHERE - WHAT - WHO



We use **question words** to ask questions.

- 1. _____ are you from?
- 2. _____ are you doing?
- 3. _____ does she live?
- 4. _____ is your best friend?
- 5. _____ do you want to be when you grow up?

7. Color the **action words** in blue.

bicycle read book tell story with
looks funny cat fun plays child

8. Match the boy's emotions.

Four cartoon illustrations of a boy's face are arranged vertically. From top to bottom, they show the following emotions: sad (frown, downcast eyes), happy (wide smile, closed eyes), angry (furrowed brows, downward-pointing mouth), and scared (wide eyes, open mouth, furrowed brows).

Four rounded rectangular boxes are arranged vertically to the right of the faces. From top to bottom, they contain the words: Happy, Sad, Angry, and Scared.

Emotions are thoughts, feelings, physiological changes, expressive behaviors, and a desire to act.

9. Put articles 'a' or 'an' where needed and rewrite the sentences.

The **indefinite articles** 'a' and 'an' are used to modify singular nouns. When using a plural noun, these two articles are unnecessary. For example: I don't like carrots.

- I have new dress _____
- We have storybooks. _____
- Ayesha is eating apple. _____

10. Color the correct number for its number word.

three 3 2 10	one 4 10 1	six 7 6 5	ten 1 10 8
nine 5 9 6	four 3 5 4	seven 9 7 6	two 2 3 10
	five 3 4 5	eight 8 7 3	

11. Write three lines about your favorite fruit and draw it.

.....

.....

.....

.....

.....

.....

Draw













Unit 7 – Classroom Manners

Following good school manners is very important for every child. Following discipline in the classroom and being well mannered can help children to focus better on their learning activities.

In this lesson, students will practice and learn

- identify one-syllable words that rhyme
- use is, am, and are
- read familiar words such as food labels, toy boxes, etc.
- importance of classroom manners
- recognize some nouns, in pictures, classroom, at home, and in directions.
- use questioning words: when, why
- describing words/ sight words
- writing/ creative writing

1. Look at the first picture in each row, and then draw a circle around the picture that does rhyme with it.

ball



wall



ball

wall

2. Read the given classroom manners. Tick (✓) the manner which you follow in your classroom.



I can raise my hand quietly.



I can listen to my teacher.



I can listen while others are talking.



I can help keep my classroom clean.

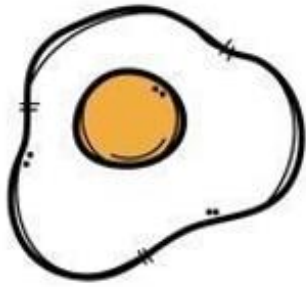


I can show empathy.




I can walk in a straight line.

3. Read the names of foods.



egg



broccoli



cupcake



pizza




chips




apple



almonds




fries



banana

4. Look at the signs of direction.

left



right




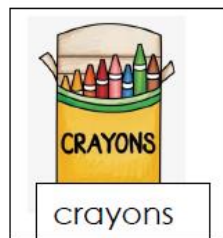
5. Look at the pictures at the bottom, and write the names of the items in the correct column.



At Home



At Classroom



6. Say and trace the given sight words.

do little what did so
see could when

7. Complete the sentences with correct **wh-questions**.

WHEN

is a time



WHY

is the reason



- _____ is your birthday.
- _____ are you in such a hurry?
- _____ will the train arrive?
- _____ is he coming back?
- _____ are you so rude to your friend?

8. Complete the sentence with the correct verb to be. (is, are, am)

1. Tina _____ at my home.

- a) is b) are c) am



2. We _____ in the party.

- a) is b) are c) am

3. This _____ my new bag.

- a) is b) are c) am



4. The clown _____ very funny.

- a) is b) are c) am



5. I _____ on my Christmas holidays.

- a) is b) are c) am

9. Select the correct answer. (describing words)

a. I used a hand lens to see the _____ ants. (little/huge)

b. The elephant is very _____. (large/little)

c. Giraffes eat leaves from the _____ trees. (tall/little)

d. The _____ boy could not reach the fruits. (tall/short)

e. The _____ cow gives us milk. (fat/thin)



Adjectives
of size are
words which
describe how
big or small
a noun or
pronoun.

10. Use the given word bank and write how you keep your classroom clean.

neat clean throw
rubbish dustbin

.....
.....
.....
.....
.....



Unit 8 – Nature is Beautiful

Nature is the physical world and everything in it (such as plants, animals, mountains, oceans, stars, etc.) that is not made by people. Nature has beautiful weather and seasons and we should be thankful to ALLAH for all his blessings.

In this lesson, students will practice and learn

- pronounce familiar one-syllable words
- arrange a list of words in alphabetical order
- brainstorm to gather ideas
- articulate simple rhyming words
- categories some parts of the body
- describing words / is, are, am
- capitalization
- writing/ creative writing

1. Learn the poem with actions.

It's spring time

**Good-bye, snow! Good-bye, ice!
Though of course you're very nice,
I am glad you've gone away
Leaving us this fine spring day.**

**Here's my good old bat and ball!
Marbles, too! How are you all?
I am sure that I can play
With you now, 'most any day.**

**Good-bye, winter! Though it's true
I've had lots of fun with you,
Now I just could shout and sing;
I am so glad because it's spring**

1. Circle the one-syllable word.

life hammer nose strawberry
 umbrella leaf win tent

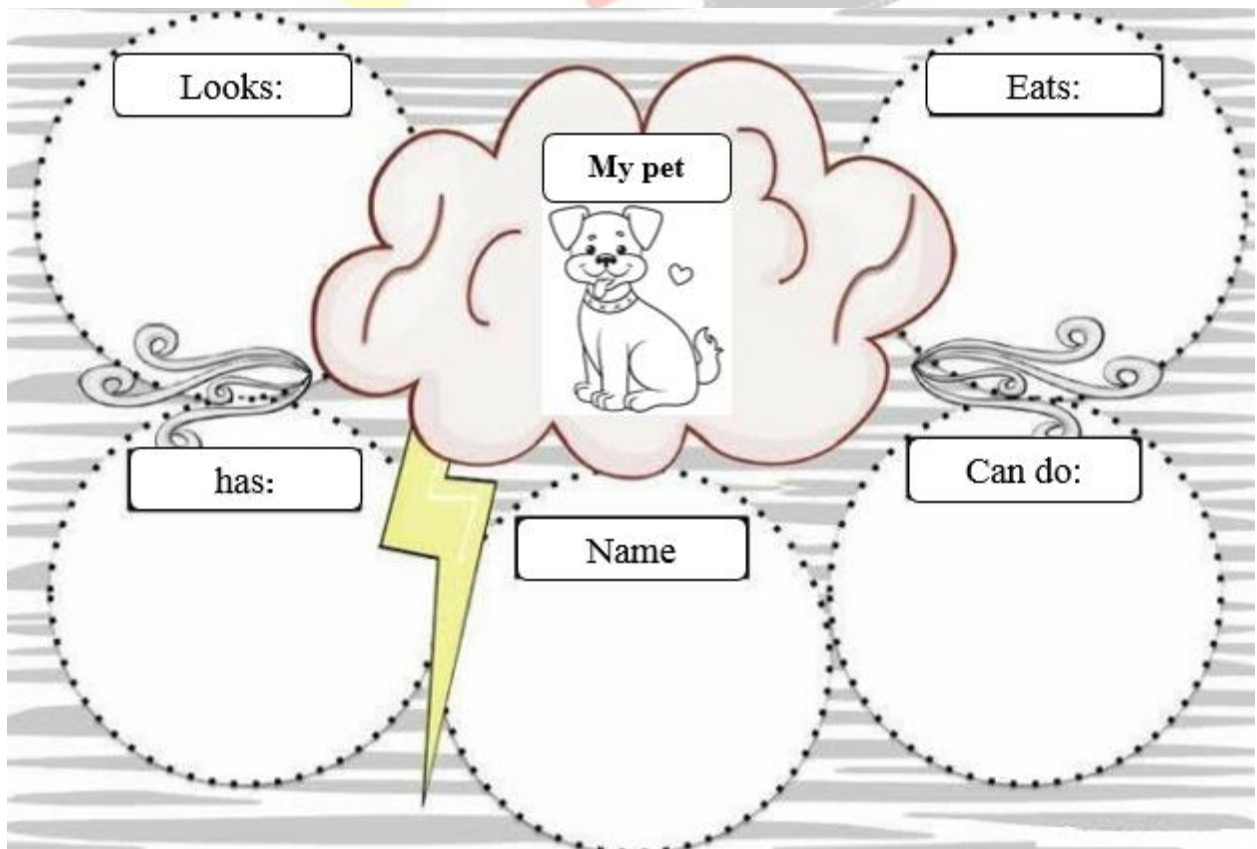
A **syllable** is part of a word with a single vowel sound.

2. Place the following words in Alphabetical order into the blank boxes.

1. bear sheep cow zebra ape

2. seven zero one six three

3. Think and fill in the following mind map.




4. Read the words on the kites. Circle the kites with rhyming pairs.



5. Write '✓' or '✗'.

Progressive Education Network



6. Complete the sentences using 'is', 'am', or 'are'.

- a. I _____ Haris.
- b. He _____ a doctor.
- c. We _____ tired.
- d. She _____ writing a letter.
- e. They _____ very busy.

7. Use the given adjectives to complete the sentences.

wet good dry bad hard windy















A word that describes the quality of a (person, place or thing) is called an **adjective of quality**.

8. Rewrite each sentence. Make sure you correct the punctuation and capitalization!

- a. we saw a black cat

- b. ali has beautiful red car

- c. when is the party

- d. can we jump in the leaves

- e. a bat is there in the tree

Date _____

Day _____

9. Fill in the missing information to complete the simple sentences.

- We have _____ eyes to see with.
- We have _____ nose to smell with.
- _____ is our homeland.
- _____ is the capital city of Pakistan.

10. Write a few sentences on 'Green Environment'.

healthy clean green recycle



Unit 9 – A Greeting Card

We can make different greeting cards for different purposes, for example, birthday cards, Eid cards, Christmas cards, etc.

In this lesson, students will practice and learn

- pronounce common sight words
- identify a book by its title
- ordinal numbers
- describing words showing colour
- recognize and use a full stop
- missing letters
- requests
- writing/ creative writing

1. Fill in the blanks with sight words from the word bank.


are and this their has

- i. They _____ in the park.
- ii. They have finished _____ work.
- iii. _____ is my new pencil.
- iv. Saima _____ ali are cousins.
- v. He _____ a blue bag.

Sight words are common words that kids learn and recognize instantly.

2. Match the books with their titles.

The name of a book is called its **title**.



Silly birthday stories











Harry Potter




All about dogs

Cinderella's story

3. Read and colour the ordinal position of animals.

The numbers 'first', 'second', 'third', etc. are called **ordinal numbers**.

									
1st First	2nd Second	3rd Third	4th Fourth	5th Fifth	6th Sixth	7th Seventh	8th Eighth	9th Ninth	10th Tenth

	2nd Second	4th Fourth	8th Eighth
	1st First	5th Fifth	7th Seventh
	9th Ninth	6th Sixth	3rd Third

4. Match each word with the letter that should come at the blank.

cousi _____

d

pa _____ er

l

_____ raw

n

tab _____ e

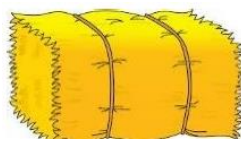


d

car _____

p

5. Look at the pictures and use adjectives to tell their colors.

green red purple yellow blue black



Words which describes the color of nouns and pronouns are called **adjectives of colors.**

6. The following sentences are missing full stops. Add them in.

- a. The old man walked his dog
- b. I am five years old
- c. My friend's name is Mariam
- d. Here comes a bus
- e. The rain is coming

A **full stop** (.) is used at the end of a sentence.

7. Read the given sentences. Notice how to request someone something.



Please don't tell anyone.



Can you lend it to me, please?



Date _____

Day _____

8. Complete the given sentences about your mother.

My mom's name is _____

My mom is _____ years old.

My mom likes to _____.

The best thing she cooks is _____.


Her favorite food is _____.

She is very good at _____.

My mom is special because _____.



Paste the picture of your mom



Unit 10 – The Hare and the Tortoise

A story about animals and has a moral at the end. This teaches about how to be a better person in the world.

In this lesson, students will practice and learn

- pronounce common two or three-lettered sight words
- recognize words with the 's' sound in the plural form
- use words showing possession
- recognize and classify naming words from surroundings e.g. animals
- use a question mark
- missing letters
- commands
- writing/ creative writing

1. Circle the plural that ends in an **s** sound.



balls



cats



flowers




ducks




boys



books



hats



cars


Some plural nouns end with 's' sound. For example: **books**, **cups** etc.

Some plural nouns end with a 'z' sound, for example: **trees**, **cars** etc.

2. Circle the wild animals.



Turkey



Cheetah



bear



Elephant



Goat



Tiger



horse



Monkey



Cat

3. Say and trace the given sight words.

them not soon run find

drink ten

4. Look at the pictures and fill in the missing letters.



s _____ ow



s _____ eep



h _____ rse

3

t _____ ee

5. Read and complete with the correct possessive adjectives.

Possessive adjectives are used to show possession. They show that something belongs to someone. For example: **my, our, your** etc.



I'm eating food.

We are eating ice-cream.



You must eat food.

6. Read and complete the sentences using question marks.

Why are the shoes here

What is on the table

When are you going to school

We use a **question mark** (?) at the end of a question.

7. Tick (✓) the commands in the given sentences.

a. Give me your notebook.

b. You are looking good.

c. Open the window.


d. What are you doing?

e. Complete your homework.

When we ask somebody to do something, it is called a **command**.

8. Read and fill the speech bubbles with the given sentences/phrases.

- I am so happy today.
- Wow, it's a goal!
- I am scared.
- I am very angry.



9. Look at the picture and write three or four sentences about it using the given word bank.

green beak love play



Unit 11 – Love Animals

Animals give unconditional love to humans and they expect the same in response. A pet is like a new family member in the house. A pet not only deserves to be fed but also to be treated like a human.

In this lesson, students will practice and learn

- recognize words ending with /s/ and/z/
- identify punctuation marks in a sentence
- identify and articulate simple rhyming words
- identify and use words showing possession e.g. his, her, their
- recognize and use a comma in a list
- know about different signs
- point out specific information in a calendar
- writing/ creative writing

1. Learn the poem with actions.



My Kitty Cat

My kitty cat is black and white

She sleeps all day and plays all night.

At dawn she knows when to be fed

And walks atop my sleepy head.

Once she finally gets her food,

She soon adopts a happy mood.

Then in the chair she likes the best,

She stretches out to take a rest.



2. Make plurals of the given words and tick (✓) the ones with an 's' sound and star (☆) the ones with a 'z' sound.

Singular / plurals	✓ / ☆	Singular / plurals	✓ / ☆
pot _____		panda _____	
pan _____		apple _____	
plate _____		orange _____	
book _____		chair _____	
spoon _____		table _____	
fork _____		truck _____	
box _____		car _____	

3. Match the signs with their pictures.



perfect

victory

Well done

People use **signs** to convey information that is not present in speech, and they sometimes do this without even realizing it.

Progressive Education Network

4. Underline the capital letters and circle punctuation mark that is needed to end each sentence.


wash your hands before eating

where are you from

the dog is barking

my daddy is in islamabad

can you help me, please



Date _____

Day _____

5. Read the given calendar and answer the questions.



JANUARY						
S	M	T	W	T	F	S
						1
2	3	4	5	6	7	8
9	10	11	12	13	14	15
16	17	18	19	20	21	22
23	24	25	26	27	28	29
30	31					

FEBRUARY						
S	M	T	W	T	F	S
						1
		2	3	4	5	
6	7	8	9	10	11	12
13	14	15	16	17	18	19
20	21	22	23	24	25	26
27	28					

MARCH						
S	M	T	W	T	F	S
						1
		2	3	4	5	
6	7	8	9	10	11	12
13	14	15	16	17	18	19
20	21	22	23	24	25	26
27	28	29	30	31		

APRIL						
S	M	T	W	T	F	S
						1
		2				
3	4	5	6	7	8	9
10	11	12	13	14	15	16
17	18	19	20	21	22	23
24	25	26	27	28	29	30

MAY						
S	M	T	W	T	F	S
						1
		2	3	4	5	6
7	8	9	10	11	12	13
14	15	16	17	18	19	20
21	22	23	24	25	26	27
28	29	30	31			

JUNE						
S	M	T	W	T	F	S
						1
		2	3	4		
5	6	7	8	9	10	11
12	13	14	15	16	17	18
19	20	21	22	23	24	25
26	27	28	29	30		

JULY						
S	M	T	W	T	F	S
						1
		2				
3	4	5	6	7	8	9
10	11	12	13	14	15	16
17	18	19	20	21	22	23
24	25	26	27	28	29	30
31						

AUGUST						
S	M	T	W	T	F	S
						1
		2	3	4	5	6
7	8	9	10	11	12	13
14	15	16	17	18	19	20
21	22	23	24	25	26	27
28	29	30	31			

SEPTEMBER						
S	M	T	W	T	F	S
						1
		2	3			
4	5	6	7	8	9	10
11	12	13	14	15	16	17
18	19	20	21	22	23	24
25	26	27	28	29	30	





OCTOBER						
S	M	T	W	T	F	S
						1
		2	3	4	5	6
7	8	9	10	11	12	13
14	15	16	17	18	19	20
21	22	23	24	25	26	27
28	29	30	31			

NOVEMBER						
S	M	T	W	T	F	S
						1
		2	3	4	5	
6	7	8	9	10	11	12
13	14	15	16	17	18	19
20	21	22	23	24	25	26
27	28	29	30			

DECEMBER						
S	M	T	W	T	F	S
						1
		2	3			
4	5	6	7	8	9	10
11	12	13	14	15	16	17
18	19	20	21	22	23	24
25	26	27	28	29	30	31



















- How many months are there in a year? _____
- What is your birthday month? _____
- Name the sixth month of a year. _____
- Which month is the shortest month of the year? _____
- What is the date today? _____

6. Check the words that rhyme with each picture.






 book	a) look b) room c) cook d) hook	 rain	a) brain b) gain c) cheese d) mice
 deer	a) fear b) ear c) ride d) near	 fox	a) horse b) top c) box d) ox

7. Find and color the given sight words.

yes will me has my this one like

8. Circle the correct spellings.

	log logg loge
	yelluw yelow yellow
	fiit fete feet
	slide slaid slid
	cate kat cat

9. Fill in the blanks using these possession words 'his', 'her', or 'their'.

- She has a new cat.

It is _____ cat.

- Amna and Ambreen are sisters.

Yunas is _____ father.

- He has a new car.

It is _____ car.

10. Read the following sentences by putting commas in each.

- a. Qasim likes to play soccer baseball and hockey.

- b. There are pencils erasers and scissors on each table.

- c. Esha has one older sister one younger sister and a brother

We use the **comma** to separate three or more words in a series.

11. Write about your pet.

A picture of my pet:



My pet is

My pet's name is

My pet

looks:

eats:

loves:



Chapter Wise Questions & Answers

Reading and critical Thinking

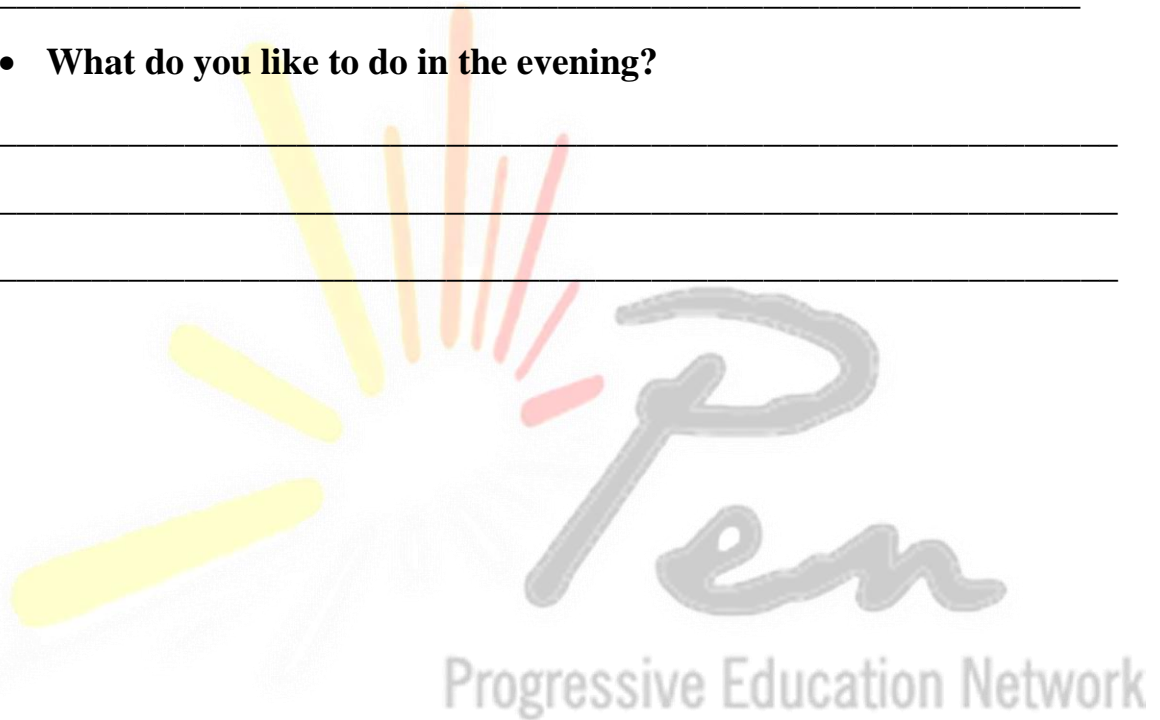
Read the lesson from SNC Textbook and then answers these questions

Unit 2 - My Family and I

- How many sisters does Sa'ad have?

- Write two things that Sa'ad does when he comes back home from school.

- What do you like to do in the evening?




Unit 3 - Cobbler, Cobbler

- Why did the boy go to the cobbler?

- How many times did the boy go to the cobbler?

- Find and write the pairs of rhyming words in the poem.




Unit 4 - Let's have Fun!

- Who did Huma help in making pencil shaving artwork?

- What did they do before collecting the pencil shavings?

- Name any two things we need to make pencil shaving artwork.




Unit 5- Sharing is Caring

- **Is sharing a good habit? Do you have this habit?**

- **Would you like to share your things with your friends? Why?**

- **What do you like to share with your friends?**




Unit 6 - Blessings of Allah

- Who was sad?

- What did Juicy Apple say to Red Carrot?

- Is it good to make fun of others?



Date _____

Day _____

Unit 7 - Classroom Manners

- Who was new in the school?

- Who teaches English to grade 1?

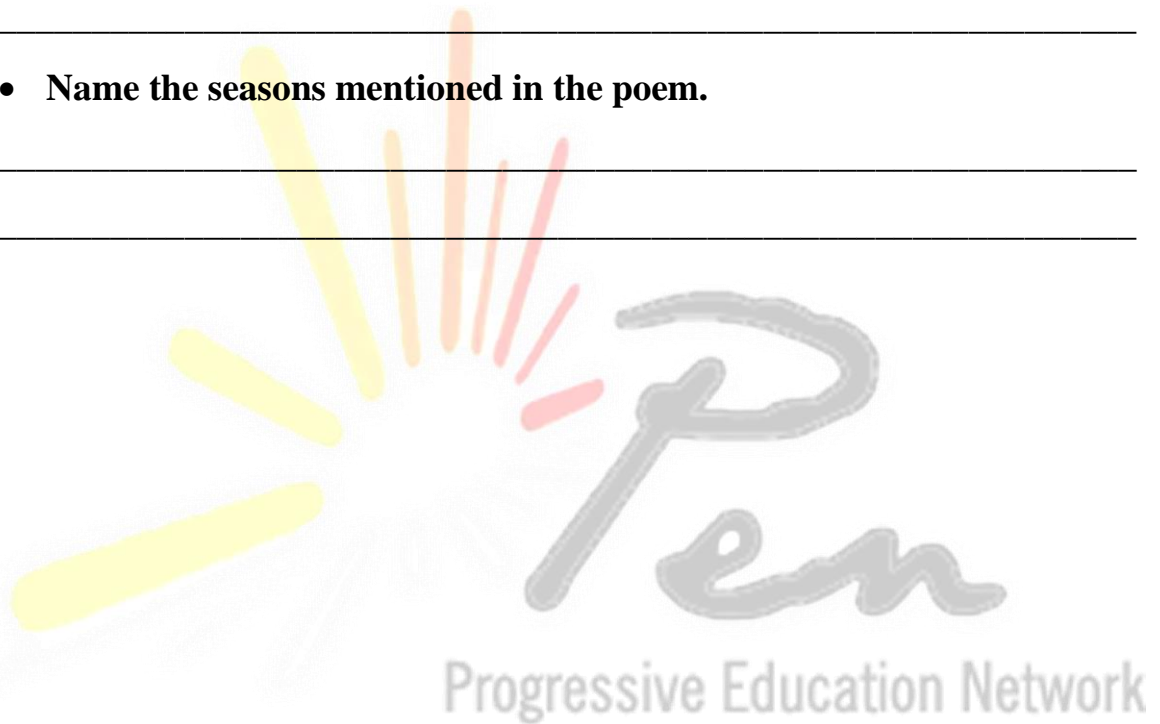


Unit 8 - Nature is Beautiful

- What is the poem about?

- Why does the poet want to shout and sing?

- Name the seasons mentioned in the poem.




Unit 9 - A Greeting Card

- What are the children making?

- What does Maham draw on the card?

- What do they do after making the card?

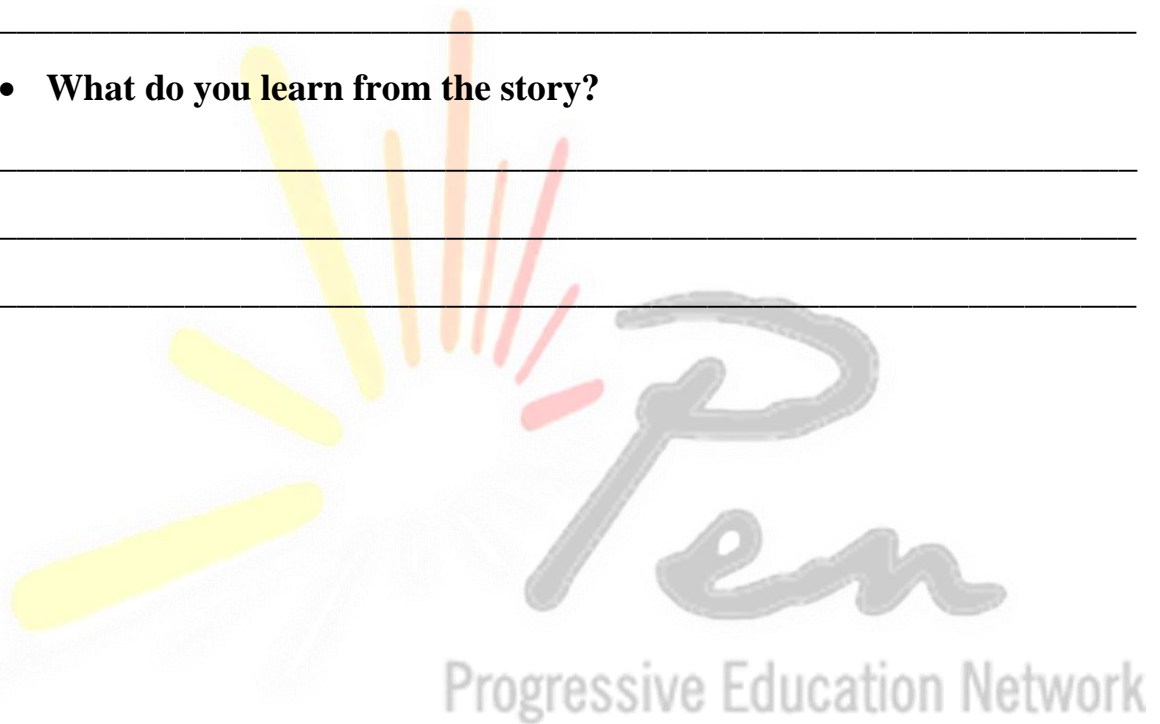


Unit 10 - The Hare and the Tortoise

- What happened during the race?

- Who was proud?

- What do you learn from the story?



Unit 11 - Love Animals

- What is the colour of the kitty cat?

- At what time does the cat sleep and play?

- Where did the cat have a rest?

