



Progressive Education Network

Activity Book

English - Class 2



Progressive Education Network
172 A, Ahmed Block, New Garden Town, Lahore.
Phone: 042-354288554 Web: www.pen.org.pk

Unit 1 - A Tiny Creature (The Cricket)

Cricket is a tiny creature of Allah. The students should know that there is a difference between the game cricket and insect cricket.

In this lesson, students will practice and learn

- vocabulary building
- naming words/sight words
- differentiate between the initial and final sound of a word
- substitution words in the subjective case
- digraph in initial and final position
- two- three-syllable words
- reorganize simple rhyming words
- creative writing

1. Learn and recite the poem with actions.



The Cricket





And when the rain had gone away
And sun was shining everywhere,
I ran on a walk to play
And found a little bug was there.
And he was running just as fast
And any little bug could run,
Until he stopped for breath at last,
All black and shiny in the sun.
And then he chirped a song to me
And gave his wings a little tug,
And that's the way he showed that he
Was very glad to be a bug!









2. Write the meaning of given words by using the dictionary.

tug	
breath	
gone	
found	
chirped	

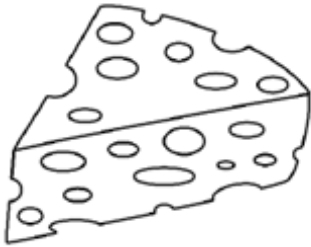



3. Match the picture with its initial letter sound and Colour.

	b		c		d		c
	a		b		c		a
	c		a		a		d

4. Write the ending sound for each word.

		
r a <input type="text"/>	t a <input type="text"/>	h a <input type="text"/>
		
b a <input type="text"/>	b a <input type="text"/>	p e <input type="text"/>

5. Colour the digraph that goes with each picture.

	ch		wh
	th		ch
	sh		sh
	sh		th
	wh		sh
	ch		ch

6. Circle the correct rhyming word.



pan



sun



jog



fan



ham



den



jet



jam



bag



tag



man




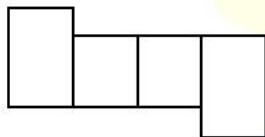
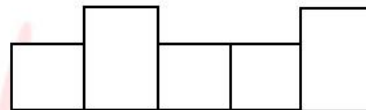
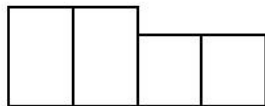
jar

Rhyming words

are two or more words that have the same or similar ending sound. For example: goat, boat, and float.

7. Write sight words in the box that fits.

good any about blue



8. Write the naming words of your choice and use them in sentences.

People		
Place		
Animals		
Things		

9. Write suitable pronouns. (Substitution Words)

- _____ is a naughty boy.
- _____ like to eat apples.
- _____ is a good girl.
- _____ are going to school.
- _____ is a brown dog.

Pronouns

are words that replaces nouns.

I, me, she, we, they, who, that, yours, his, her, it, etc.



she or her



them or they



it

10. Find and circle two-syllable words.

For example, little little

- | | |
|---------|--------|
| Hot | lovely |
| Water | live |
| old | pencil |
| Cricket | One |
| basket | like |

11. Look and read the parts of the body.



12. Write five sentences about the blessings of Allah.

.....

.....

.....

.....

.....

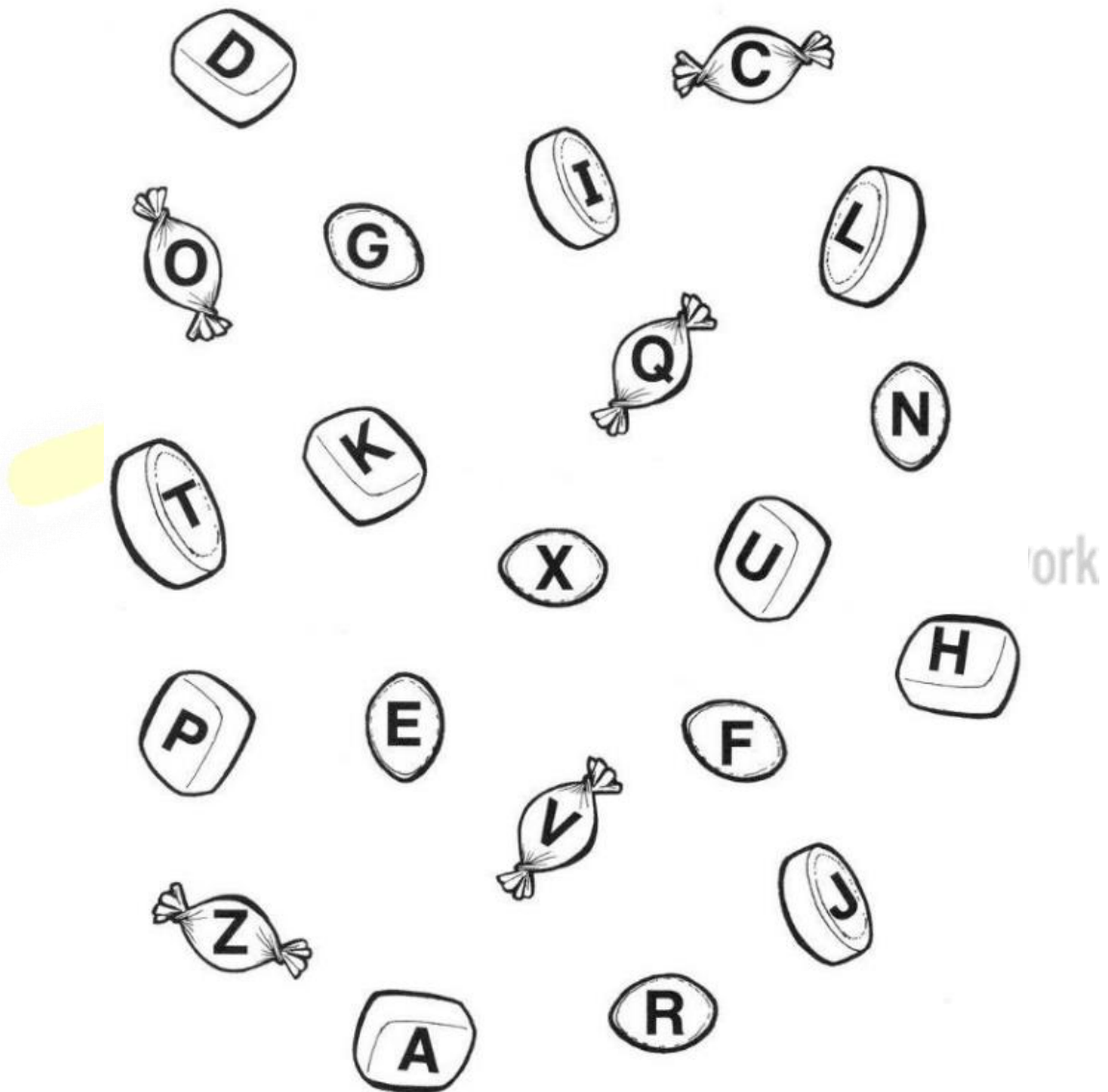
Unit 2 - My Home and City

Tell students something about their home and family. Ask questions about the student's own experience/ surroundings. Tell students that they should keep their homes and city clean and they should maintain discipline in their lives.

In this lesson, students will practice and learn

- consonant & vowels
- common action words
- vocabulary building
- describing words/sentence structure
- consonant cluster in the initial position
- missing letters
- reorganize simple naming words e.g. animals
- creative writing

1. Colour the candy blue if it has a vowel on it. Colour the candy yellow if it has a consonant on it.



2. Make sentences of the given words.

Words**Sentences**

airy _____

share _____

clean _____

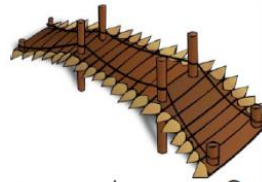
wide _____

3. Look at the pictures. Circle the correct consonant blend that starts with each word.

Consonant Blends are when 2 or more consonants are blended together with each sound heard. For example: **blast**, **train**, **star** etc.



fl bl gl



tr br fr



sh cl sl



tr sc sp

4. Choose the correct sight words.

and I the like see

1. I can _____ the bird!



2. The boy _____ girl play a game.



3. I _____ to eat ice cream.



4. _____ man is tall.



5. _____ am five!



5. Match the adjective (describing word) with its correct picture.

Adjectives: describe, identify or further define noun and pronouns.



dirty happy long



wet soft loud



hot salty

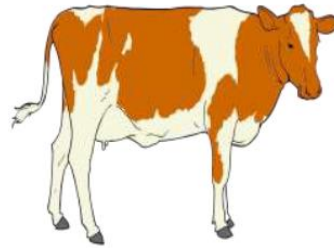


6. Choose a suitable action word and write for each picture.

rip trip sit cry run sleep



7. Circle the wild animals.



8. Fill in the missing letters to complete the words.

draw ----- ng

g ----- ests

sist ----- r

p ----- rents

a ----- ry

9. Write the names of two pets and two insects below.

Pets: _____

Insects: _____

10. Look around and write five sentences about 'My Home'.

Unit 3 – Let's Plant Trees

Tell the children about the importance of plantations and ask questions. Tell them that they give us fruits and leaves that serve as food for birds, animals, and human beings; moreover, we get wood, rubber, and raw materials used for manufacturing miscellaneous goods such as furniture, doors, and a lot more.

In this lesson, students will practice and learn

- digraph in initial and final position
- sight words
- naming, action, and describing words
- reorganize simple naming words e.g. fruits and vegetables
- position words
- writing / creative writing
- missing letters
- Naming words by adding or removing 'es'.

1. Choose the digraph for its right column.

chair shop cloth wash phone bath much shirt phone
dish teach photo chair caliph thin chart thirst graph

sh		ch		th		ph	
initial	final	initial	final	initial	final	initial	final

2. Use these sight words to make sentences.

Words	Sentences
big	
went	
are	
come	
think	

3. Choose the correct word for each column.


girl heavy saw jumping old
mother ugly drink tree far owl
talking elephant better shouting

Naming words

Action words

Describing words

4. Circle all the fruits. Cross out all the vegetables. Count the fruits and vegetables and write them down.



How many vegetables?

How many fruits?

5. Look at the picture and choose the right position word. (on, in, under)

1) The slippers are _____ the bed.



2) The pot is _____ the stove.



3) The pencils are _____ the pencil case.



Position words
tell us about the
position or
places of
naming words.

6. Write the plural words: Add "s" or "es".

tree _____

spoon _____

pot _____

bird _____

pan _____

box _____

watch _____

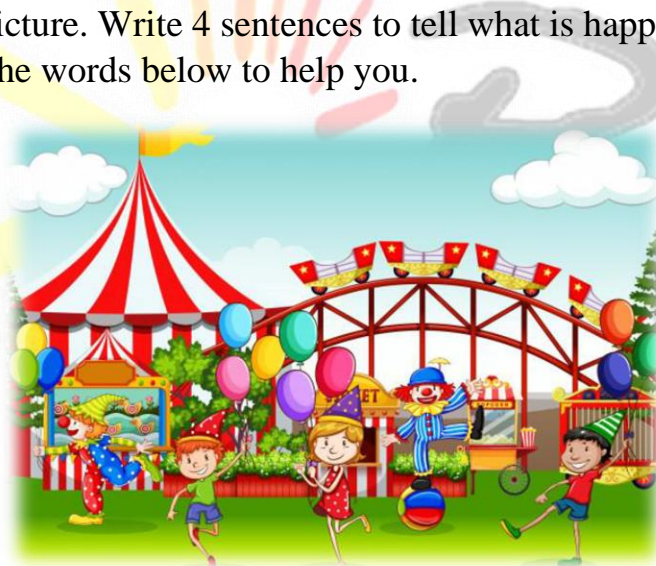
sandwich _____

dish _____

apple _____

Remember: We
add **es** to words
ending with ch,
sh, x, o, s and ss.

7. Look at the picture. Write 4 sentences to tell what is happening in the picture. Use the words below to help you.



carnival – clowns – children - roller-coaster – balloons – popcorn - beach ball

.....
.....
.....
.....
.....

Unit 4 – Be on My Nose

Bees are insects with wings closely related to wasps and ants, known for producing honey. Tell the kids about small creatures like bees created by Allah.

In this lesson, students will practice and learn

- consonant clusters in the initial position
- rhyming words
- sight words
- use 'am', 'is', 'are'
- vocabulary building
- substitution words
- initial and final consonant blends
- creative writing

1. Learn and recite the poem with actions.




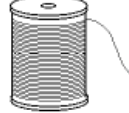


Bee on My Nose

Oh little bee
 There on my nose,
 You want to sting,
 I do suppose.
 It is your rose
 I must agree...
 Did not see you,
 Oh little bee.
 I wanted only
 One small sniff,
 And not to cause
 This little tiff.
 You stand there in
 That wicked crouch...
 You won't sting me?
 OUCH, OUCH, OUCH, OUCH




Where do the bees
live?

2. Circle and write the suitable consonant cluster.

 _____ imp spl str shr	 _____ ead thr spr scr
 _____ awberry spr str scr	 _____ rew thr spr scr

Some words begin with groups or **consonants** with no vowel between them.

3. Draw a line from each word to its picture. (initial and final blend)



sp-
pl-
-st
-nd

4. Match the words on the left to the rhyming word on the right.

glue

shark

spark

spend

socket

blue

bend

mute

dress

pocket

flute

mess

5. Circle the correct word for each picture.



sonset
sunsat
sunset



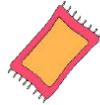
bucket
backet
buket




pett
pet
pat



wet
wett
wit



carpet
karpet
carput



planut
planet
planot

6. Choose the correct personal pronoun (substitution words).
(He, she, it, they)



A dog



A girl



A family



Kids



A boy



A rose

Pronouns are words that replaces noun. Such as: He, she, it, they etc.

7. Read and highlight the sight word. One has been done for you.

very

ask

came

now

their

away

long

after

8. Fill in the blanks with **is/am/are**.

1. Tom swimming in the pool.

2. I a boy.

3. These children playing in the playground.

4. The school bell ringing.

5. We a happy family.

We use **am, is, are** with different pronouns and pointing words in short sentences to describe a person, place or thing.

9. Look at the picture. Write 4 sentences about the picture. Use the word bank below to help you.



Blank writing box with a purple border.

Blank writing box with a blue border.

Blank writing box with a red border.

Blank writing box with a yellow border.

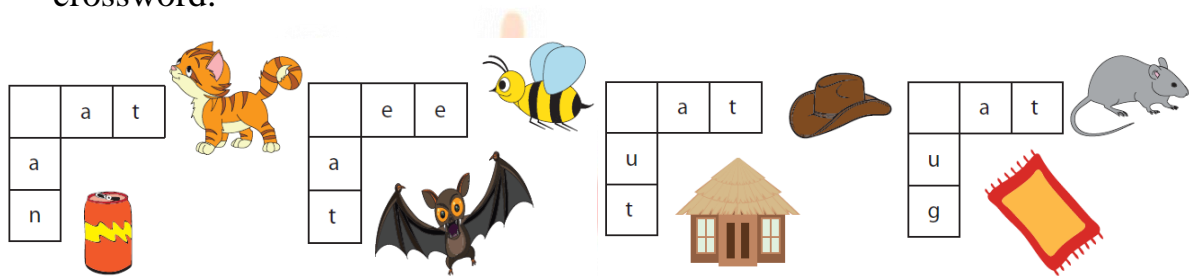
Unit 5 – Attention!

Tell students how important is to follow the traffic rules. Encourage them to talk about the types of transport.

In this lesson, students will practice and learn

- words change, and so do the sounds
- sentence structure
- simple two/three-syllable words
- possession words
- sight words
- position words
- articles
- creative writing

1. Write the letters that produce the beginning sounds, and complete the crossword.



2. Change the words by changing their initial letters.

see _____ fun _____ hug _____

When a letter changes in words, the sound also change.

3. Put the words in the correct order to make a sentence.

1) dog catches stick The.

2) cat to park the walked The.

3) a student chair sat the on

4) car is a this

5) seven am years old I

4. Write the number of syllables each word has in the second column. Write the word and separate the syllables in the third column.

Word	Number of Syllables	Write and Separate Syllables
1. guitar	2	gui / tar
2. homework		
3. paper		
4. backpack		
5. backyard		
6. basketball		
7. baseball		
8. soccer		
9. eraser		

5. Choose the right possessive pronoun.

- 1) I have a new book. It is _____.
- 2) She has a new cat. It is _____.
- 3) They have new pillows. It is _____.
- 4) We have new shoes. They are _____.
- 5) He has a new car. It is _____.

A **pronoun** indicating **possession**, for example mine, yours, hers, theirs.

6. Complete each sentence with the correct punctuation.

- 1) Wow, they are already done _____
- 2) The cat watches the mouse _____
- 3) Is there another person coming _____
- 4) Careful, it is hot _____
- 5) Give me the red pencil _____

full stop .
Question mark ?
Exclamation mark !

7. Circle each sentence's correct article (a / an / the).

1. John wanted to read a / an comic book.
2. The class went on a / an field trip.
3. He likes to read an / the short stories.
4. Lisa put a / an orange on her yogurt.
5. My mom likes making an / the cake from scratch.

Articles

An **article** is a word that comes before a **noun**.



the boy



a bee



an apple

8. Use the correct preposition (position word) from the word bank to complete each sentence.

in above to behind beside
off near of with below

- a. The balloon flew _____ my head.
- b. The setting sun went _____ the horizon.
- c. My cat was hiding _____ my couch.
- d. My sister was standing _____ me and my mom.
- e. I went to the grocery store _____ my dad.
- f. There is a frog _____ my classroom.
- g. I live _____ the school.
- h. We couldn't think _____ a good song.
- i. She got _____ the bus.
- j. Let's go _____ the store.

Position words

are used to tell the position or place of nouns.



ON



IN




UNDER

9. Read and trace the following sight words.

sleep walk again

know may

11. Look at the pictures and write. (Dialogue Writing)



12. Read the information about the given signs and write about it.



.....
.....
.....
.....

Progressive Education Network

.....
.....
.....
.....
.....







Unit 6 – Be Honest

Tell the children that when we are honest, we build the strength of character that will allow us to be of great service to God and others.

In this lesson, students will practice and learn

- identify words that begin and end with the same sound
- masculine and feminine
- point out some common objects in an illustration
- pronouns
- classify simple objects in the classroom or at home
- omission of articles
- sight words/spellings
- creative writing

1. Say the name of the picture. Write the letter on the first line if you hear the sound at the **beginning** of the word. Write the letter on the second line if you hear the sound at the **end** of the word.

 <p>_____</p> <p style="text-align: center;">p</p> <p>_____</p> <p>_____</p> <p style="text-align: center;">p</p> <p>_____</p>	 <p>_____</p> <p style="text-align: center;">k</p> <p>_____</p> <p>_____</p> <p>_____</p>	 <p>_____</p> <p style="text-align: center;">f</p> <p>_____</p> <p>_____</p> <p>_____</p>	 <p>_____</p> <p style="text-align: center;">r</p> <p>_____</p> <p>_____</p> <p>_____</p>
--	---	--	---

2. Write the names of some classroom objects.

--	--	--	--

3. Circle the correct word for each picture.



moon
mon
mone



geft
gipht
gift



burd
berd
bird



hause
hous
house

4. In each sentence change the underline gender nouns.

- The prince spoke to his friend. _____
- The girl was playing with the new toy. _____
- Sam had a tiger as his pet. _____
- The lion was chasing an animal to eat. _____
- The hero of the film is my Favourite. _____
- The fox bought lots of food for its kids. _____

A noun that refers to male is **masculine**
e.g. father.

A noun that refers to a female is **feminine**
e.g. mother.

5. Rewrite each sentence. Change the underlined word(s) to a pronoun.

Pronouns are words that take the place of a noun.

Common pronouns include: I, you, he, she, it, we, they, you, him, her, them, us

- The firemen rescued the cat from the tree.

- My friends and I are going to the movies.

- Tom likes to read books about fairies.

- Mom and dad are going out for dinner.

- The book has a blue cover.

6. Choose the correct article.

He is _____ very intelligent boy.

- a
- an

He did _____ very good job.

- a
- an

I want to eat _____ apple.

- a
- an

She has _____ very nice nature.

- a
- an

He wants to buy _____ umbrella.

- a
- an



a book



an orange



a girl

7. Read and make sentences of the following sight words.

six

yellow

help

let

going

8. Look at the picture. Read the sentences about it.

- There is a board in the classroom.
- There is a map and wall clock in the classroom.
- There are so many books on the shelf.



9. Read and match. (Vocabulary building)



bookcase



table



plant



bed



cushion



television



sofa



picture



wardrobe



clock

10. Write a sentence for each picture using action and describing words.



Blank writing area with three horizontal lines for a sentence.



Blank writing area with three horizontal lines for a sentence.



Unit 7 – Sports Day







Games are important for students’ health. They keep us strong and healthy.

In this lesson, students will practice and learn

- identify one or two syllable words that rhyme
- specific simple information in a clock
- month and day in a calendar
- use ‘has’, ‘have’ to show possession
- recognize and apply capitalization
- write numbers from 1-to 50 in words
- recognize and classify Colours and shapes
- writing / creative writing

1. Read and trace the words. Count how many syllables are in each word and Colour the numbered box that matches the answer.

A **syllable** is part of a word that has a single vowel sound.

 tiger 1 2 3	 cat 1 2 3	 zebra 1 2 3
 ear 1 2 3	 blueberry 1 2 3	 dinosaur 1 2 3

2. Identify the one and two-syllable words that rhyme. Write them in the correct columns.

father, player, mother

game, medal, pedal

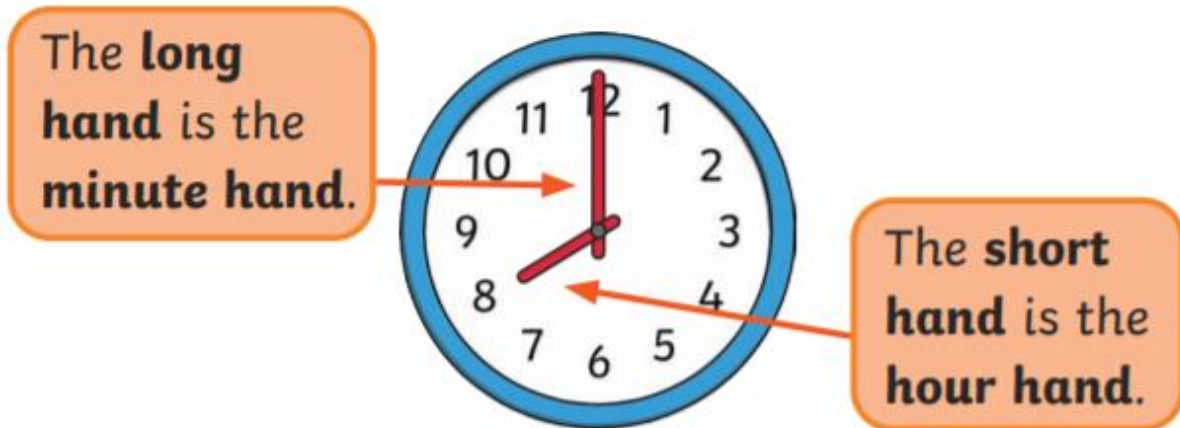
hall, mill, mall

care, fame, share

One Syllable

Two Syllables

3. Read the given information.



4. Choose the correct time.



5. Use the calendar to answer the questions.

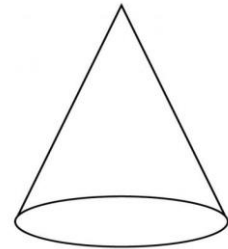
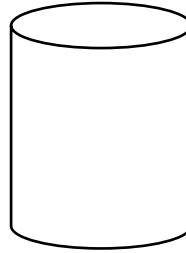

JANUARY						
S	M	T	W	T	F	S
		1	2	3	4	5
6	7	8	9	10	11	12
13	14	15	16	17	18	19
20	21	22	23	24	25	26
27	28	29	30	31		

- How many days are in January? _____
- What day of the week is January? _____
- How many Mondays are in January? _____
- Colour the numbers on the calendar.
- Colour weekends blue and weekdays yellow.

Date _____

Day _____

6. Colour the square **pink**, cylinder **orange**, cone **purple**, and crescent **yellow**.



7. Fill in the blanks using 'has' or 'have'.

- I _____ a cat.
- You _____ two dogs.
- He _____ a blue car.
- Aisha _____ a bike.
- We _____ a computer.
- They _____ pencils.

We use 'has' and 'have' to show possession. We use 'has' with singular nouns and pronouns. We use 'have' with plural nouns and pronouns. We always use 'have' with 'I' and 'you'.

8. Write the sentences with correct capitalization.

- my dog likes to run. _____
- brush your teeth! _____
- it is windy. _____
- can I have some juice? _____
- we had fun in Lahore _____

9. Use the words below to write five lines.

trees, flowers, grass, birds, butterflies, bees

- _____
- _____
- _____
- _____
- _____

Unit 8 – My School

School is the basic foundation of knowledge being imparted to a child. It gives a chance to children to acquire knowledge in various fields of education. Through an event like sports, day children get the chance to show leadership, teamwork, and communication skills, as they interact with new people and face new challenges.

In this lesson, students will practice and learn

- recognize and pronounce one-syllable, two-syllable, and three-syllable words
- comprehend wh- questions
- use simple rhyming words
- classify into different categories of action and naming words e.g. directions
- use of words that point to something
- write numbers in 10's in words
- recognize more particular names
- writing / creative writing

1. Learn and recite the poem with actions.

My School

I've got a brand-new lunchbox.

My shoes are shiny clean.

I've got a cool, new bookbag

And a pencil box that's green.

But I don't know my teacher,

Or where my desk will be.

I don't know if I'll like the kids,

Or if they'll play with me.

I peek inside my classroom.

I stand there for a while.

My teacher's tall and kind of loud,

But has a great big smile.

2. Read the word out loud, and clap your hands for each syllable. Circle the number by clapping your hands for each syllable. One has been done for you.

	1	2	3	4
inside				
shoes				
teacher				
amazing				
favourite				

3. (i) Write the words in alphabetical order according to the first letter.

plus wait sand maybe uncle

1. _____ 2. _____

3. _____ 4. _____

5. _____

- (ii) Write the words in alphabetical order according to the second letter.

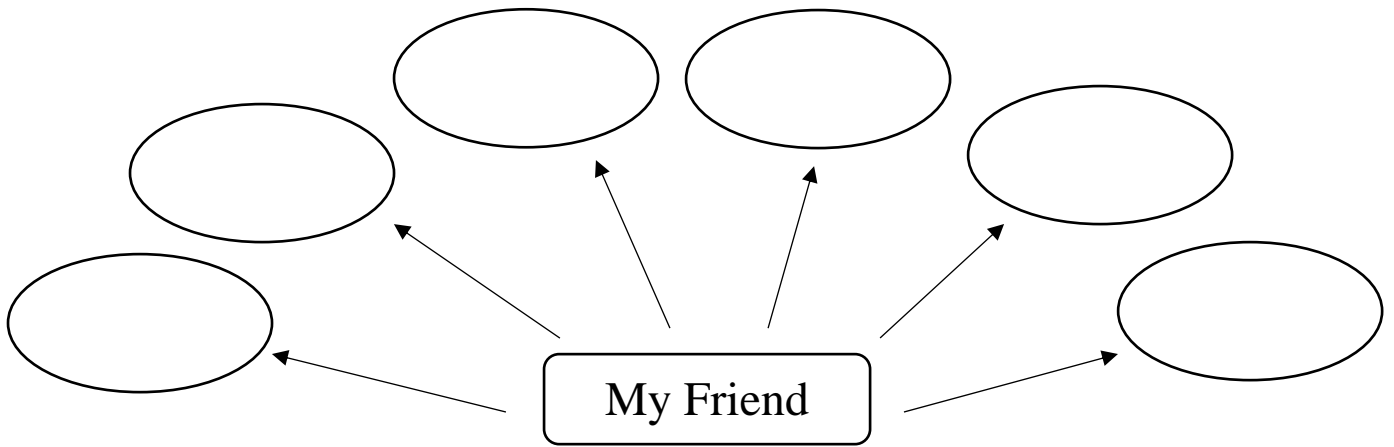
lion mess flap wool town

1. _____ 2. _____

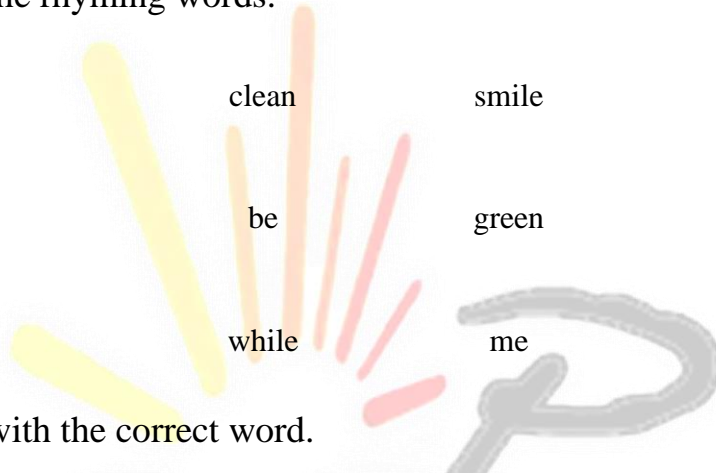
3. _____ 4. _____

5. _____


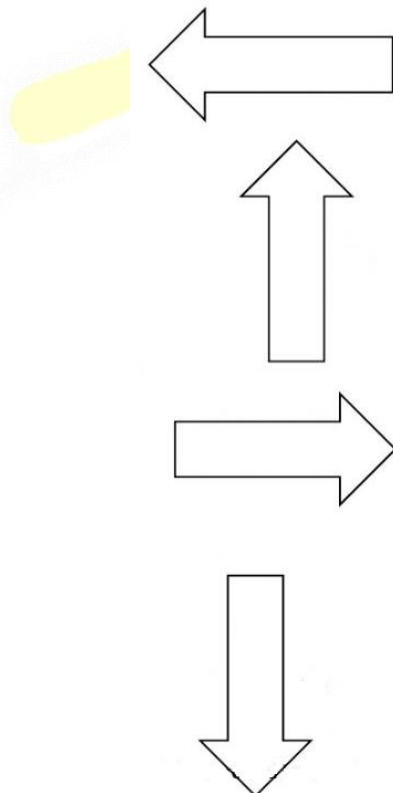
4. Think and write some ideas about the given topic.



5. Match the rhyming words.




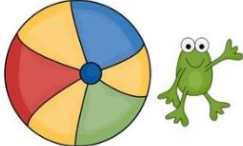


6. Match with the correct word.



Network

7. Look at each frog and write its position in each picture.






	left	right	up	down	
The frog is to the _____ of the block.					The frog is to the _____ of the ball.
					
		The frog is traveling _____.	The frog is traveling _____.		

8. Find and circle the given sight words.

around	after	think	those	today
--------	-------	-------	-------	-------

with	today	of	was
those	let	think	going
said	around	six	help
yellow	after	it	very

9. Fill in the missing letters to complete the word.

	f ____ rst		sch ____ l
	lu ____ ch		classr ____ m
			b ____ g

10. Write three proper nouns for each group.


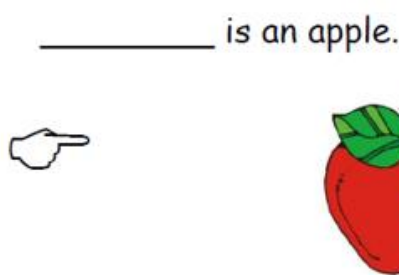
A **proper noun** refers to a particular person, place or a pet. A proper noun starts with a capital letter, For example: Ali, Quetta, River Indus, Faisal Masjid etc.

Examples	People	Places	Things
Proper Nouns			

11. Look at the picture below and write the correct option.

This, that, these and those are **pointing words**. We use these words to point at people or things.

this that these those



12. Read and match.

40	20	70	90	10
TEN	ONE HUNDRED	SIXTY	TWENTY	NINETY
FIFTY	THIRTY	SEVENTY	FORTY	EIGHTY
30	100	50	80	60

13. Write about 'My Best Friend' and paste his/her picture.

My Best Friend!

Unit 9 – What a Good Deed!

Doing a good deed helps you focus your thoughts outward toward others. It helps you take a step outside your world for a little while. Performing a good deed makes Allah happy as well.

In this lesson, students will practice and learn

- comprehend and respond to simple wh-questions
- identify and pronounce common sight words
- recognize and classify into different categories
- revise pronouns
- recognize punctuation marks
- identify and write ordinal numbers
- learn to write dates and captions on the page's top
- writing / creative writing

1. Find the sight words from the list below and underline them.


saw fly old round call

- My grandmother is old.
- I will call you tomorrow.
- I saw a lion yesterday.
- The table is round.
- Birds fly high in the sky.

2. Number the pictures with the correct word.


Word bank

- | | |
|----------------|----------------|
| 1. Play | 2. Do Exercise |
| 3. Drink water | 4. Sleep well |
| 5. Eat well | 6. Wash |








3. Write the ordinal numbers in the correct order.

sixth third fourth seventh second fifth



4. Write the correct cardinal number and match.

	<input type="text"/>
	<input type="text"/>
	<input type="text"/>
	<input type="text"/>
	<input type="text"/>

Date _____

Day _____

5. Unscramble these sight words and read. One has been done for you.

letl	_____ tell _____
chum	_____
peke	_____
mose	_____
rowk	_____

6. Fill in the missing letters to complete the words and write.

d	i		r	y
---	---	--	---	---

i	n	c	i		e	n	t
---	---	---	---	--	---	---	---

p	i	t	c		e	r
---	---	---	---	--	---	---

	i	n	u	t	e	s
--	---	---	---	---	---	---

p	a	t		e	n	c	e
---	---	---	--	---	---	---	---

7. Write the correct pronoun for the underlined nouns.

she	I	they	we	he	it	you
-----	---	------	----	----	----	-----

- My brother _____
- My sister _____
- My cow _____
- My friend _____
- Talha and Qasim _____

8. Put full stop, question mark, or exclamation mark in the given sentences.

- Where is the bathroom
- It is so cold here
- I wear a coat in winter
- Your friend is nice
- When is storytime
- We are all good friends
- I love this story
- Are you finished with the green pencil

Unit 10 – An Ant and a Dove

It is a fable. Fable is an animal story that has a moral at the end. In this story, it is shown that we should not consider others inferior.

In this lesson, students will practice and learn

- differentiate between words ending with s and z
- identify the title and table of contents of a book
- recognize and classify into different categories, e.g. ordinal
- use question words: what, who, where, when, why
- recognize and add a comma for a series of items in a sentence
- Use of commas in short formal dialogues, e.g. yes, thank you, etc.
- recognize the function of simple question words e.g. what, when, etc.
- writing / creative writing

1. Circle the correct answer according to the underlined letter.

Some words have plural that end in an 's', 'z' or 'iz' sound.

1. He swimss.

/s/

/z/

/iz/



6. The car stopss.

/s/

/z/

/iz/



2. She talks.

/s/

/z/

/Iz/



7. Amna wishes.

/s/

/z/

/Iz/



3. Noor watches.

/s/

/z/

/Iz/



8. The King's palace.

/s/

/z/

/Iz/



4. Usman runs.

/s/

/z/

/Iz/



9. Ali's pencils.

/s/

/z/

/Iz/



5. Hina uses the computer.

/s/

/z/

/Iz/



10. It tastes good.

/s/

/z/

/Iz/



2. Look at the given title and the table of contents. Answer the following questions.


















- What is the title of the book? _____
- Write the name of the unit on page 4 _____
- Write the name of unit 2 _____

3. Look at the given pictures dictionary and write the names of the birds.



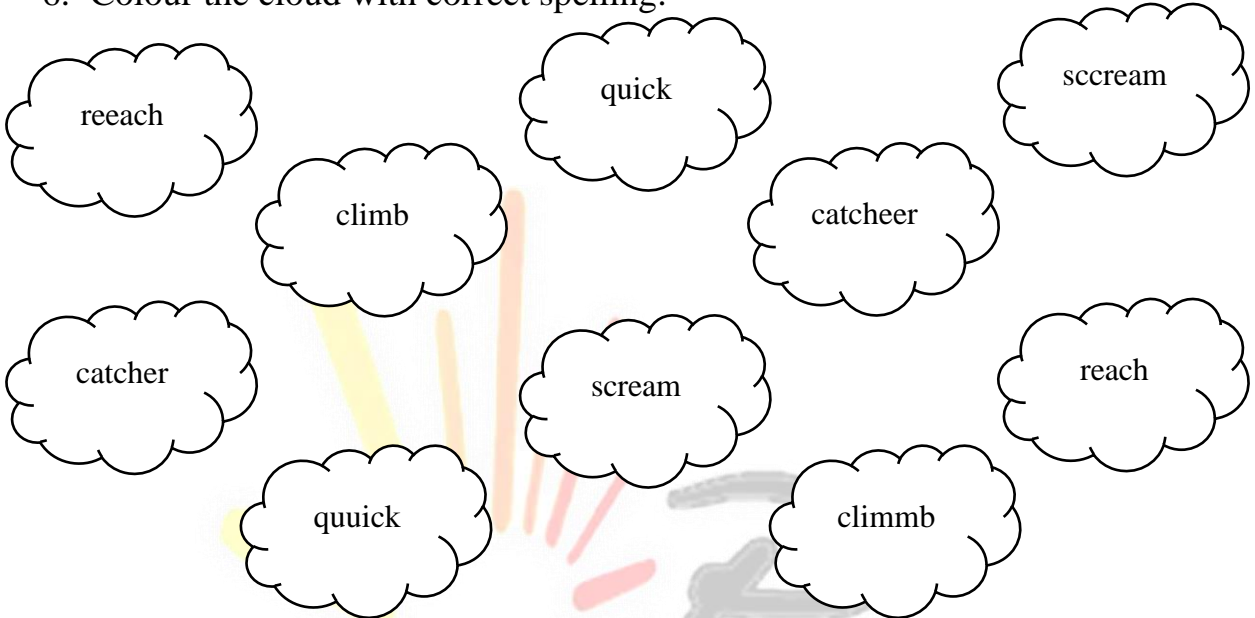
4. Write the ordinal number indicated by the Coloured object.

5. Trace the given sight words and write in the blank space.

about could thought thank save

6. Colour the cloud with correct spelling.



7. Join the word to the correct question.

We use **question words** to ask questions. **What**, **where**, **when**, **who** and **why** are questions words.

_____ is your favourite food?

When 

_____ is the party going to be?

What 


_____ is Mark running?

Who 

_____ is that man?

Where 

_____ is the exam?


Why 



8. Use comma in the given sentences.

- i. Dogs cats and fish make good pets.
- ii. My Favourite Colour are blue green and red.
- iii. There are swings slides and bars at the park.
- iv. No you are wrong
- v. Yes I will come with you.

We use **comma (,)** to separate words in a sentence. We also use comma after 'yes' or 'no' when it is the first word in a sentence.




9. Complete the story by filling in the missing letters. The picture clues will help you.

One  day the s__n was shining.



The d__g  was sleeping. The c__t  was


sleeping. But the h__n  saw a f__x. 

“Help! Help!” she cried.

The __at  and the __og  hid in a b__n. 

The __en  flew into a h__t. 

The fo__  jumped into a  b___, and the

 __n went on shining.

Unit 11 – Love for Parents

We love our parents because they give us unconditionally whether it's love, support, or anything. They spend their whole life in grooming us, raising us, and making us what we are today. Our Prophet Muhammad (SAW) said: “Your mother, again your mother, again your mother, then your father, then your nearest relatives according to the order (of nearness).”

In this lesson, students will practice and learn

- vocabulary building
- multi-step directions
- pronounce the weak forms of a and the and 'be' in contractions
- describe things and objects in the surroundings
- reading comprehension/characters
- sight words / missing letters
- commands and requests
- writing / creative writing

1. Read aloud the given sentences and 'a' and 'the' in each sentence as their weak forms.

- Amjad is a hard-working man.
- Where is the new book?
- I need a knife to cut this mango.
- There is no fruit in the basket.

Some words are often pronounced in their weak forms. When we read them aloud, they are difficult to hear, because they are not stressed. For example: the word 'a' and 'the' are often pronounced in their weak forms.

2. Pronounce the weak forms of 'be' in contractions.

I am	I'm	I'm making a card.
You are	You're	You're looking pretty.
He is	He's	He's walking alone.
They are	They're	They're waiting.
It is	It's	It's a beautiful card.
She is	She's	She's a teacher.

The short form of two word is called a **contraction**. We omit letters to make the short form of words.

3. Read the given text and answer the questions.

My family just adopted a puppy and a kitten from the animal shelter. They were so young, that they did not even have names yet. We had to think of good names for them. The puppy likes to jump up. The kitten likes to curl up in our laps.

The **characters** are the people or animals in a story.

- What animals did they adopt?

- What does the kitten like to do?

4. Find the meaning of the following words from the dictionary and write.



fold	
half	
excited	

5. Follow the given directions.


- Take red, green, blue, pink, and yellow paper.
- Tear all these papers into small pieces.
- Paste each according to the given Colours in the hearts.



6. Read out each sight word and write the word below it.




7. Write the missing letters by using pictures as clues.




8. Colour green in the sentences with commands and yellow in the sentences with requests.

When we ask somebody to do something, it is called a **command**. Usually, it starts with a verb and ends with a full stop.

A **request** is an act of asking someone politely for something.



9. i. Look and read the given greeting card.

	<p>Dear Father, We love you a lot. May you have a long and happy life!</p>	<p>Best Wishes, Ali and Anum</p>
---	--	--------------------------------------

ii. Make a greeting card for your mother.

<p>Paste a picture of your mother</p>	<hr/> <hr/> <hr/> <hr/> <hr/>
---------------------------------------	-------------------------------


Unit 12 – Seasons

Allah (سبحانه و تعالیٰ) made different seasons for us to enjoy. Every season has its fruits and vegetables.

In this lesson, students will practice and learn

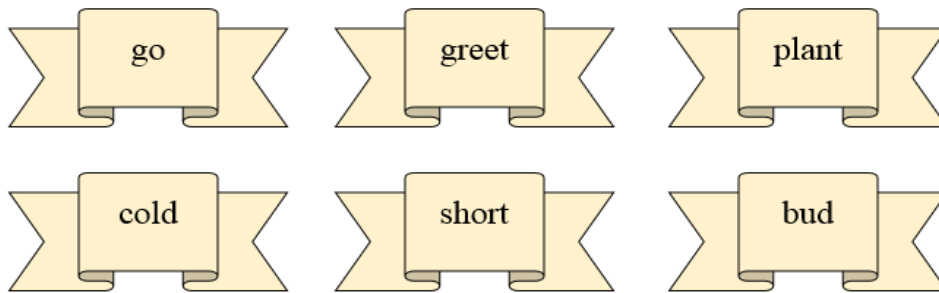
- familiarize themselves with the rhythm, stress, and intonation of the English language
- use appropriate body language for different communicative functions
- Read familiar words appearing on a variety of reading materials such as food labels.
- identify punctuation marks in the sentence
- recognize and articulate formulaic expressions
- articulate and use simple rhyming words in writing
- comprehend and respond to simple wh-questions
- writing / creative writing

1. Learn and recite the poem with actions.



2. Read the given words with the correct pronunciation.

We use a proper **rhythm**, **stress** and **intonation** while speaking.



3. Look at the given signs and match what they say.



Hello!



Woo hoo!



oh!

Sometimes we use different body parts like face and hands, to express feelings.

4. Circle things that are related to the season and write the name of the season.

A large tree is the central focus, divided into four quadrants by a vertical and a horizontal blue line. The top-left quadrant is blue with a snowflake icon. The top-right quadrant is green with a butterfly icon. The bottom-left quadrant is yellow with an ice cream cone icon. The bottom-right quadrant is green with a watermelon slice icon. Surrounding the tree are various seasonal icons: a snowman, a sun, a bird, a flower, a pumpkin, a leaf, a red hat, and another ice cream cone. There are four empty rectangular boxes for labeling: one in the top-left, one in the top-right, one in the bottom-left, and one in the bottom-right.

5. Draw a line between the words that rhyme.

snow	school
hot	grow
cool	lot

Rhyming words are the words that have the same ending sounds.

6. Read the meaning of the following words and make sentences.

Words	Meaning	Sentences
greet	welcome	_____
bud	a small growth that becomes a plant	_____
form	grow	_____

7. Match the images with the questions to ask for permission.



Can I bring my camera?



Can I borrow your pencil?



Can I ask a question?



Can we go home now?



May I go to the bathroom?



May I open the door?


We usually use **can** and **may** to seek permission.

8. Read and trace the given sight words.

think around good right after

9. Fill in the missing letters to complete the words.

r ____ und



a ____ tum ____



diff ____ rent



sea ____ on



gree ____




10. Choose the correct QUESTION WORD.

How What Where Who When Which

- _____ is that man? - He is my father.
- _____ is the party? - It's next Friday.
- _____ is your name? - My name is Sidra.
- _____ old are you? - I am 12 years old.
- In _____ season do you have summer holidays? - It is summer.
- _____ is the supermarket? - It is next to the mall.

'Where', 'who' and 'which' are the **question words** we use to ask questions.


11. Read the poem and write the rhyming words below.



Pussy cat, pussy cat,
where have you been
I've been to London
to visit the Queen.
Pussy cat, pussy cat,
what did you do there?
I frightened a little mouse
under the chair.


been

Queen



12. Read the sentences. Write what each person said in the speech bubble.

“I love the rain”, Saad said. “It’s so fun to splash in puddles”.
“I wish it were sunny.” Ali replied.



13. Paste a picture of your Favourite season and write about it.

twor

My favorite season is _____
because I like to _____.

Chapter Wise Questions & Answers

Reading and critical Thinking

Read the lesson from SNC Textbook and then answers these questions

Unit 1- A Tiny Creature

- What did the little bug chirp for the poet?

- Why did the poet go for a walk?

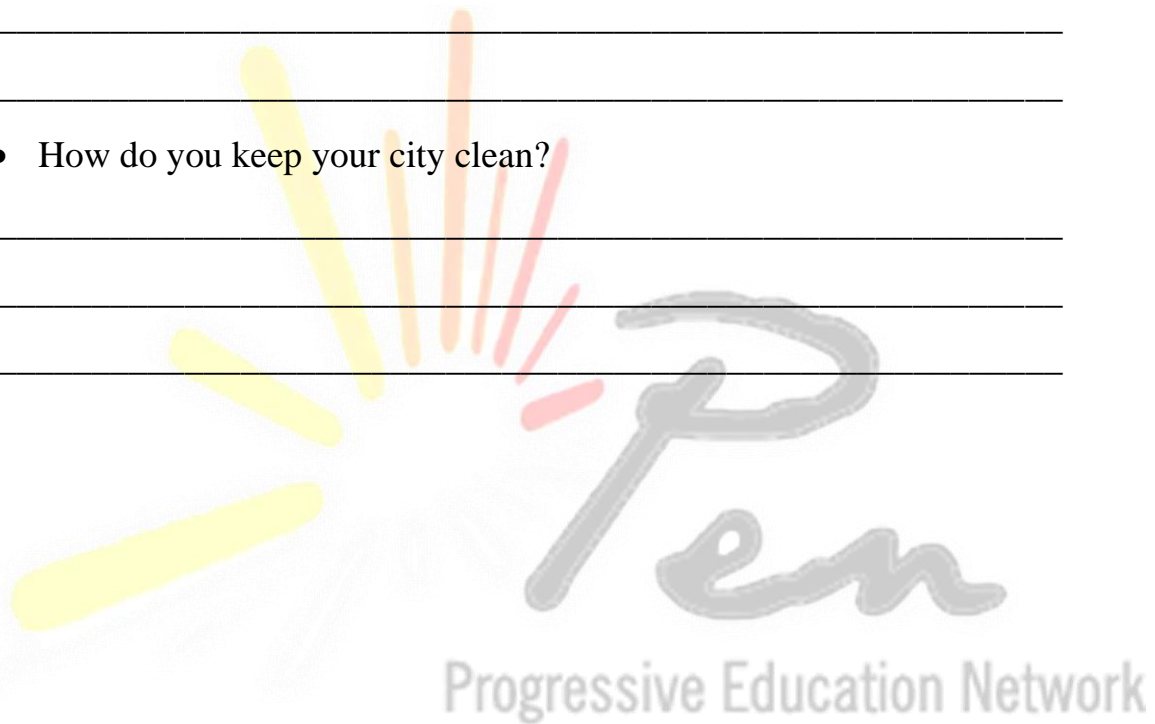


Unit 2- My Home and City

- How many rooms are there in Maha's home?

- How many rooms are there in your home?

- How do you keep your city clean?

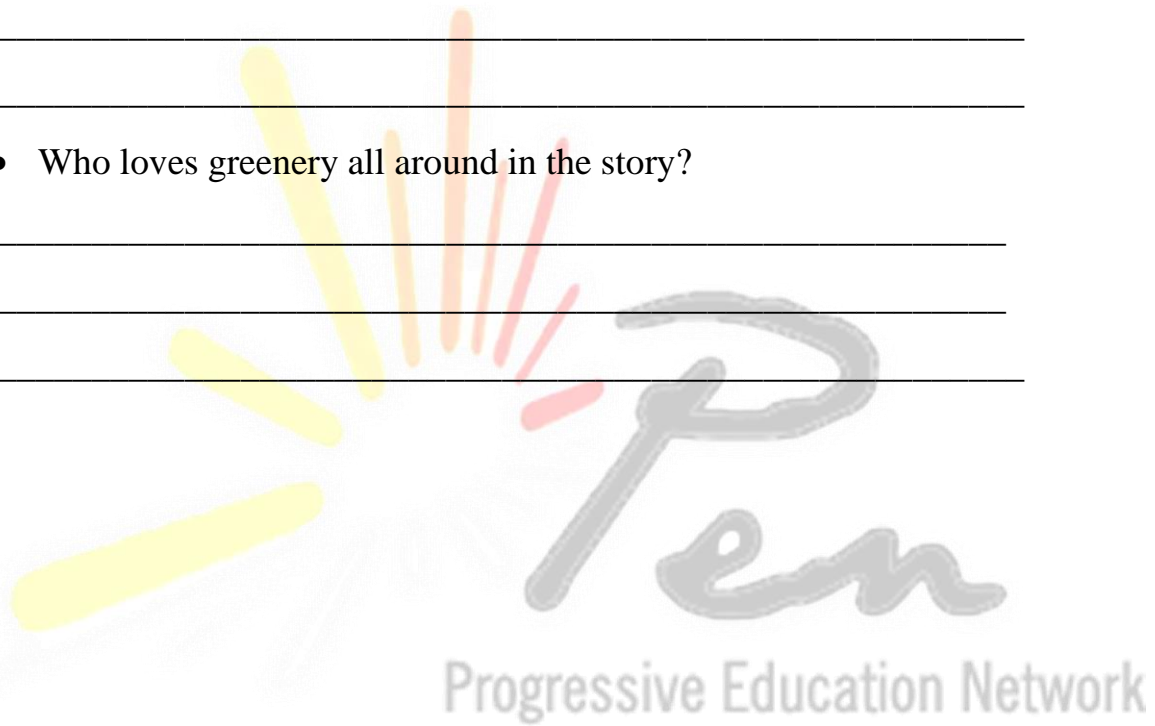


Unit 3- Let's Plant Trees

- What is grandfather doing?

- What is the second step to planting a seed?

- Who loves greenery all around in the story?



Unit 4- Bee on My Nose

- Why did the bee want to sting the poet?

- What was the boy sniffing?




Unit 5- Attention!

- Who was late for school?

- Why was there a traffic jam?

- How do traffic signals help us?

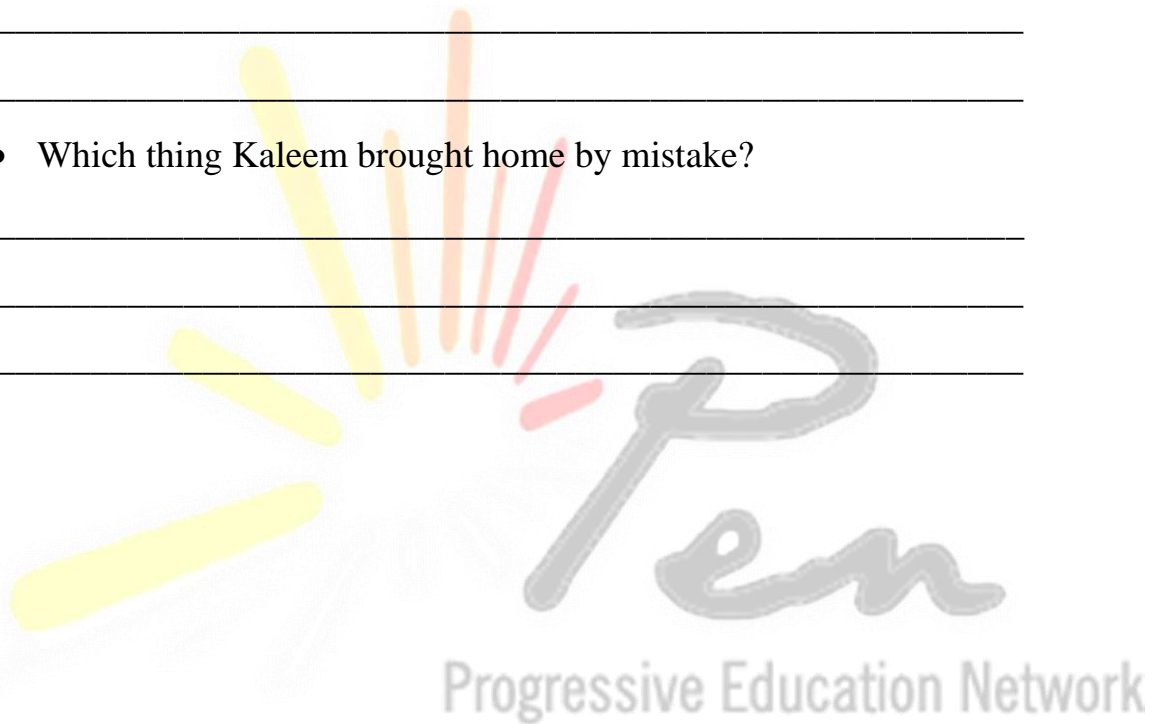


Unit 6- Be Honest

- Where were Asim and Kaleem sitting?

- Who had colourful erasers and beautiful pencils?

- Which thing Kaleem brought home by mistake?

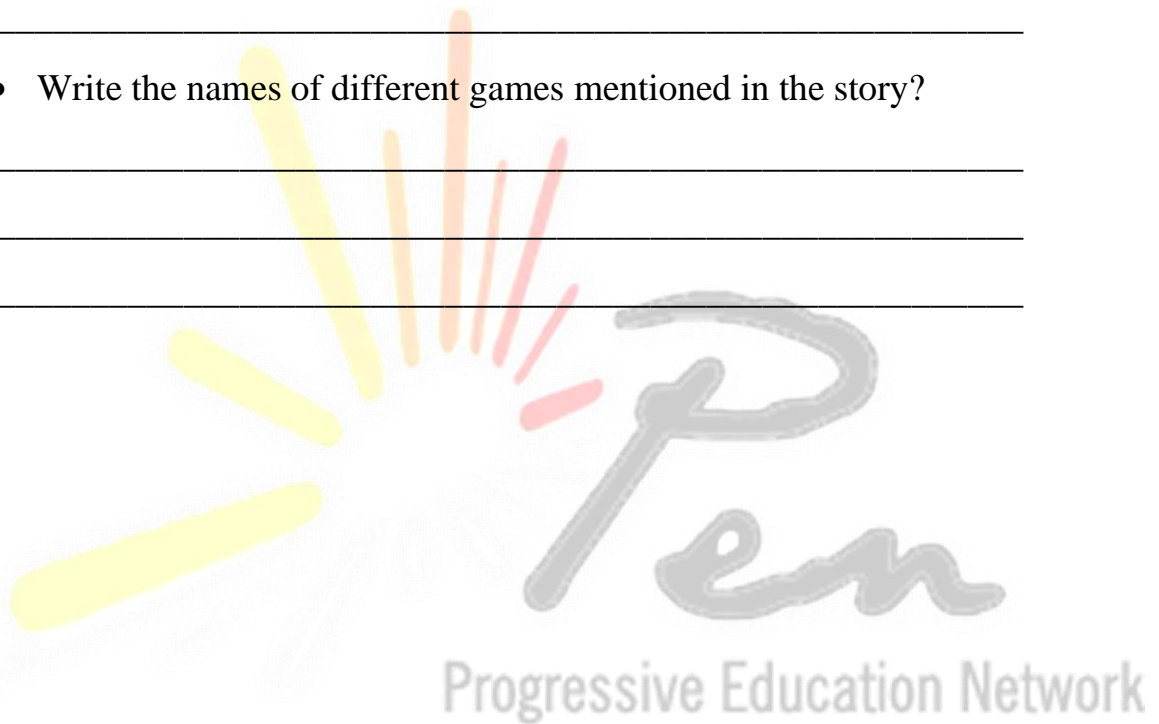


Unit 7- Sports Day

- What is your favourite game?

- How was the school building decorated?

- Write the names of different games mentioned in the story?

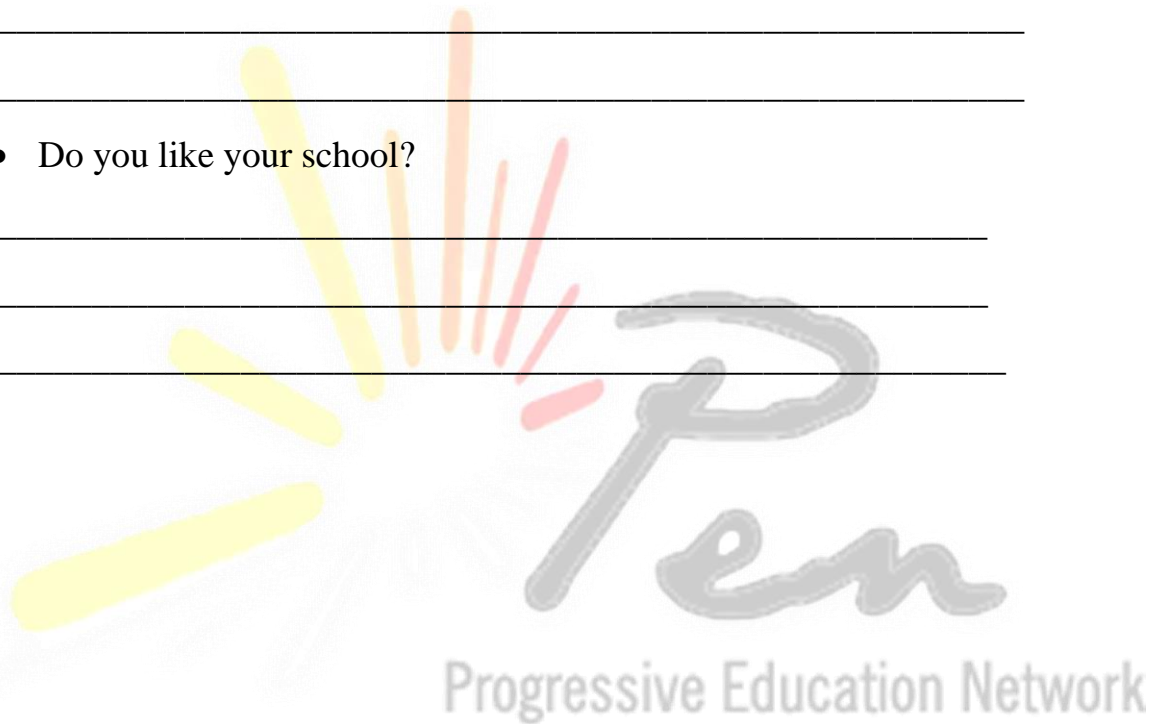


Unit 8-My School

- What is the colour of the pencil box?

- Who has a great, big smile?

- Do you like your school?




Unit 9-What a Good Deed!

- Why did the boy keep waiting the whole night?

- What did Bayazid Bastami do while his mother slept?

- Who was Bayazid Bastami?




Unit 10- An Ant and a Dove

- What was the ant looking for?

- Who was sleeping in nest?

- Who saved the ant?




Unit 11- Love for Parents

- What things do Maha and Asad make the card with?

- What does Maha draw on the card?

- What does Asad write on the card?



Unit 12- Seasons

- How many seasons are there in a year?

- When does it snow?



